

Conductivity/Resistivity Integral Systems with type 9900 Transmitters

Member of the SmartPro® Family of Instruments



Product description

GF has combined the type 9900 SmartPro® Transmitter with conductivity and resistivity sensors to create integral systems that are easy to order and simple to install. Also available in flow, level, temperature and pressure configurations, each integral system features a 9900 Transmitter which provides a local and easy to read LCD display. The push button keypad makes it easy to navigate through the transmitter's menu. The DC-powered 9900 features a scalable 4 to 20 mA output and open collector for process control.


The integral system is also offered with a choice of GF conductivity and resistivity sensors, types 2839, 2840, 2841, and 2842 in 0.01, 0.1, 1.0, or 10.0 cm⁻¹ cell constants, respectively. These sensors are field proven and reliably perform in ranges from 18.2 MΩ (0.055 μS) to 200,000 μS. They are ideal for installation into standard pipes via the ¾ inch sensor threaded (NPT or ISO) process connection. The sensors are available with 316 stainless steel and PVDF wetted materials.

Features

- Local Display for sensor mounted instruments
- Provides 4 to 20 mA output
- „At a glance“ visibility
- „Dial-type“ digital bar graph
- NEMA 4X/IP65 enclosures

Applications

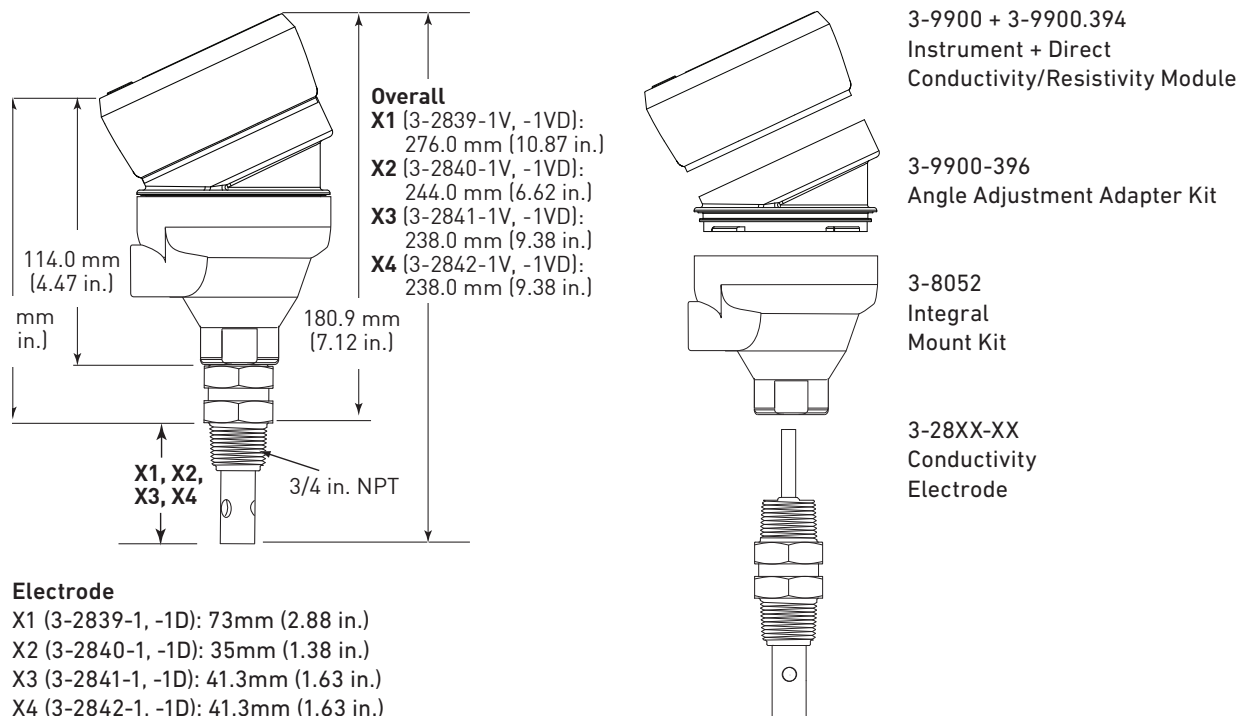
- RO/DI System Control
- Cooling Tower Control
- Water Quality Monitoring
- Filtration Systems
- Scrubber Systems
- Boiler Condensate
- Semiconductor Water Production
- Leak Detection



Technical Details

See individual instrument and sensor/electrode catalogue pages for more information. Refer to types 2839, 2840, 2841, 2842, and 9900 technical specifications for more details on these products.

Dimensions



Ordering Notes

Integral Mounts are available with all parts conveniently assembled (transmitter, conductivity module, angle adapter, integral mount kits and electrode). Alternatively, all five parts can be purchased separately. See individual instrument and sensor pages for more information. All other global regions contact GF Special Order products for pricing and availability.

System Overview

Integral Installation

Type 9900 Transmitter

3-9900.394 Direct Conductivity/Resistivity Module, 3-8052 Integral Mount Kit and 3-9900.396 Angle Adapter



GF Dual Threaded Conductivity Electrodes

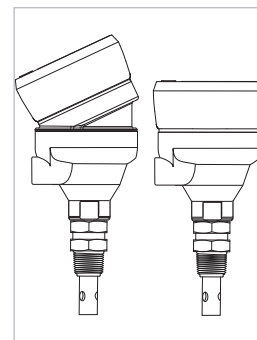
- 2839
- 2841
- 2840
- 2842



Ordering Information

Mfr. Part No./ Code	Instrument + Sensor	Angle adapter	Description
159 002 230	3-9900-1 + 3-2839-1V	yes	Cell constant: 0.01 cm-1, ¾ in. NPT
159 002 231	3-9900-1 + 3-2840-1V	yes	Cell constant: 0.1 cm-1, ¾ in. NPT
159 002 232	3-9900-1 + 3-2841-1V	yes	Cell constant: 1.0 cm-1, ¾ in. NPT
159 002 233	3-9900-1 + 3-2842-1V	yes	Cell constant: 10.0 cm-1, ¾ in. NPT
159 001 728*	3-9900-1 + 3-2839-1V	no	Cell constant: 0.01 cm-1, ¾ in. NPT
159 001 729*	3-9900-1 + 3-2840-1V	no	Cell constant: 0.1 cm-1, ¾ in. NPT
159 001 730*	3-9900-1 + 3-2841-1V	no	Cell constant: 1.0 cm-1, ¾ in. NPT
159 001 731*	3-9900-1 + 3-2842-1V	no	Cell constant: 10.0 cm-1, ¾ in. NPT
159 001 757*	3-9900-1 + 3-2839-1VD	no	Cell constant: 0.01 cm-1, ISO 7/1-R ¾
159 001 758*	3-9900-1 + 3-2840-1VD	no	Cell constant: 0.1 cm-1, ISO 7/1-R ¾
159 001 759*	3-9900-1 + 3-2841-1VD	no	Cell constant: 1.0 cm-1, ISO 7/1-R ¾
159 001 732*	3-9900-1 + 3-2842-1VD	no	Cell constant: 10.0 cm-1, ISO 7/1-R ¾

*Only available in Europe.



Accessories

Mfr. Part	Code	Description
3-9900.396	159 001 701	Angle adjustment adapter kit

The information and technical data (altogether "Data") herein are not binding, unless explicitly confirmed in writing. The Data neither constitutes any expressed, implied or warranted characteristics, nor guaranteed properties or a guaranteed durability. All Data is subject to modification. The General Terms and Conditions of Sale of Georg Fischer Signet LLC apply.

08/2025-A 3-9900-Cond-099 Rev A



© Georg Fischer Signet LLC, 5462 N. Irwindale Avenue, Irwindale, CA 91706 U.S.A.
Tel. (626) 571-2770 • www.gfps.com • E-Mail: info.ps@georgfischer.com