




ORBITAL CUTTING

Orbital pipe cutting machines for high-purity process installations





Highlights



PS 4.5 Plus battery

PS 4.5 Plus (battery) | Portable pipe saw

With their wide range of applications, low weight and simple operation, the portable pipe saws in the PS Plus series are ideal for use on construction sites. Optimum cutting results are now also possible wirelessly with the newly developed battery-powered version. Here too, the Orbitalum virtues of innovation, simplicity and durability have been taken to heart:

...More from "PS 4.5 Plus" on page 31



GF 8

GF 8 AVM

GF 8 MVM



GF 12

GF 12 AVM

GF 12 MVM

GF 8, GF 12 (AVM/MVM) | Pipe cutting and beveling machines

The pipe saw for precise cutting in seconds. For more than 40 years installation manufacturers have been relying on the standard set by Orbitalum in industrial pipe end preparation: From the chemical industry, biotechnology industry, pharmaceutical industry, food processing and beverage industry to energy plant engineering and shipbuilding.

...More from page 9



RPG 3.0 battery

RPG 3.0 (battery) | Tube squaring machine

We are very happy to present the new tube squaring machine RPG 3.0 (battery) for squaring thin-walled stainless-steel pipes.

The RPG 3.0 (battery) completes the RPG series, fitting the dimension range of the OW76S orbital weld head and the GFX 3.0 orbital saw.

The RPG 3.0 (battery) can machine pipes with an outer diameter of 6.0 mm - 77.0 mm and a wall thickness of up to 3.0 mm.

The new RPG 3.0 (battery) produces the best right-angled and burr-free pipe end processing as perfect preparation for orbital welding.

...More from page 43

Contents

Highlights	2	TUBE SQUARING TECHNOLOGY	35
Our solutions	4	RPG ONE, RPG 1.5	
At a glance	5	Tube squaring machines (electric/battery)	37
Markets and applications	6	Angle drive for RPG ONE (battery) and	
		RPG 1.5 (battery)	39
		Special-steel clamping collars	40
		Tool holder WH	42
		Multifunctional tool MFW	42
PIPE CUTTING AND BEVELING TECHNOLOGY	7		
GF 4, GF 6 (AVM/MVM)		RPG 3.0 (battery), RPG 4.5 (S), RPG 8.6	
Pipe cutting and beveling machines	9	Tube squaring machines	43
		Clamping collars	46
GF 8, GF 12 (AVM/MVM)		Tool holder WH	48
Pipe cutting and beveling machines	13	Multifunctional tool MFW	48
GFX 3.0, GFX 6.6		PIPE BEVELING TECHNOLOGY	51
Pipe cutting and beveling machines	17		
Hard-sided transport case	19	Accessories for BRB and REB machines	60
		Tool holder WH	60
Accessories for GF machines	21	Multifunctional tool MFW "Economy"	61
Saw blade lubricant GF TOP	22	Multifunctional tool MFW "High-Performance"	61
Saw blade lubricating paste GF LUB	22	Feed ratchet for BRB 4	62
Special gear oil	22	Balancer spring	62
Replacement cable with rotary contact	23	Cooling cutting material KSS-TOP	62
Quick-mounting plates with screw clamps	23	Tube elbow tensioner	62
Mobile workstation	23	Clamping wedge sets optional	62
Pipe feeder basic unit and extension unit	24		
		Combination possibilities of tool holders WH and multifunctional tool MFW for REB and BRB machines	63
Saw blades and bevel cutters for GF and GFX machines	26		
Saw blades and bevel cutters for GF and GFX machines	27	ELECTRODE PROCESSING TECHNOLOGY	50
Saw blade bevel cutter combinations	28		
Weld seam saw blade bevel cutter combinations (V-seam)	28	ESG Plus, ESG Plus²	
Individual parts to weld seam saw blade bevel cutter combinations (V-seam)	29	Electrode grinders	52
Supporting ring for saw blade bevel cutter combinations	28	Diamond grinding wheels	54
Press fitting saw blade bevel cutter combinations	28	Cut to length devices	54
Individual parts for press fitting saw blade bevel cutter combinations	29	Electrode holder	55
Chamfer cutter	29	Wall, table, vise mount	55
Chamfer cutter V-seam	29	Dust protection	55
Saw blade lubricant GF TOP	29	Double-decker kit	55
Saw blade lubricating paste GF LUB	29		
		Saw blades for SCORP machines	30
		TCT saw blade	30
		Diamond cutting blade	30
		Cermet saw blade	30
PS 4.5 Plus		Portable pipe saw (electric/battery)	31
Portable pipe saw (electric/battery)	31	Quick-mounting plate with screw clamps	33
Quick-mounting plate with screw clamps	33	Saw blades	33
Saw blades	33	Tripod	34
Tripod	34		



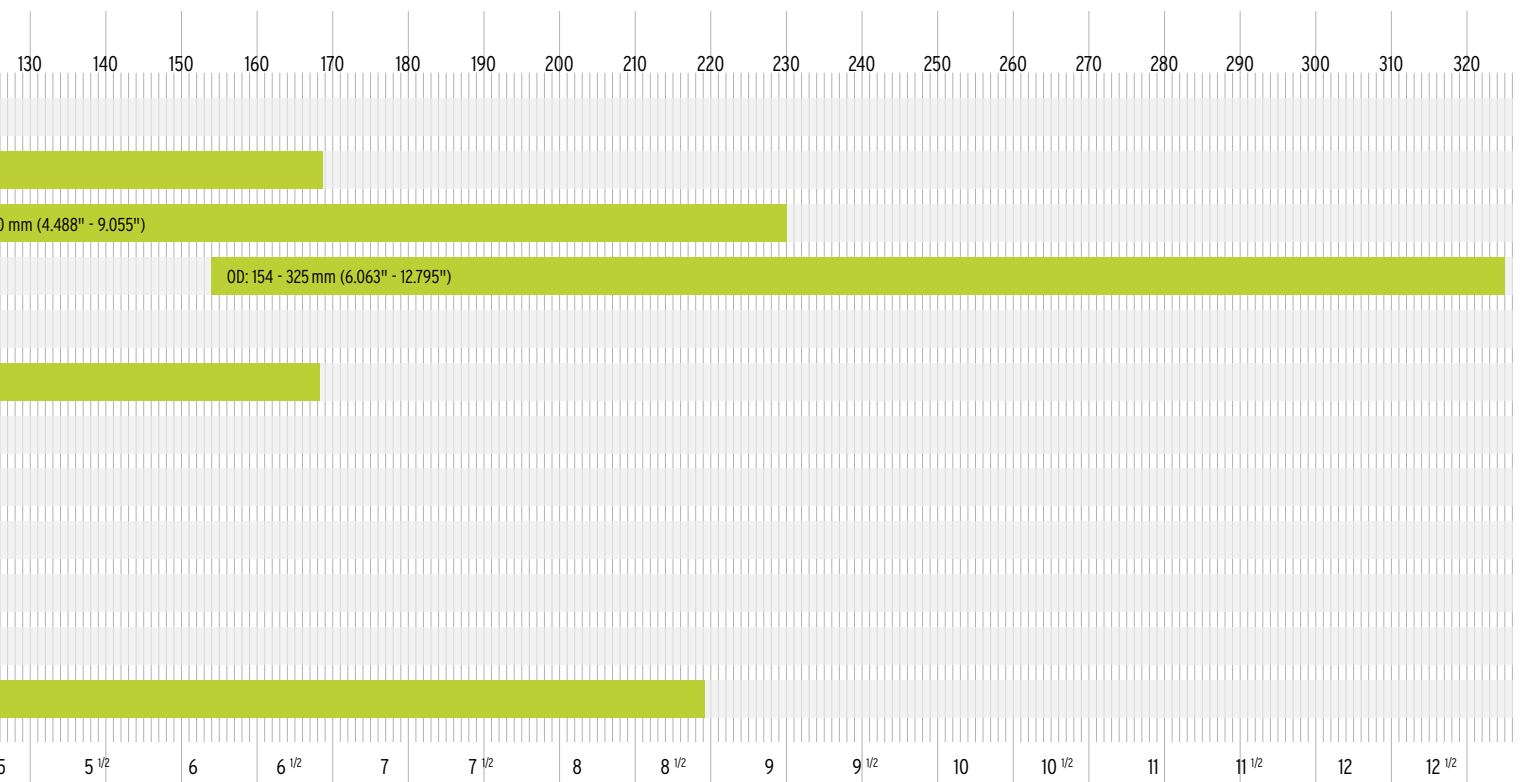
		[mm]	
		0	10 20 30 40 50 60 70 80 90 100 110 120
EXTERNAL CLAMPING	CUTTING & BEVELING	Thin-/thick-walled	GF 4 (AVM/MVM), see page 9 OD: 12 - 120 mm (0.472" - 4.724")
		GF 6 (AVM/MVM), see page 9 OD: 21.3 - 168.3 mm (0.839" - 6.626")	
		GF 8 (AVM/MVM), see page 13 OD: 114 - 230 mm (4.488" - 9.091")	
	Thin-walled	GF 12 (AVM/MVM), see page 13	
		GFX 3.0, see page 17 OD: 6 - 78 mm (0.236" - 3.071")	
		GFX 6.6, see page 17 OD: 21.3 - 168.3 mm (0.838" - 6.626")	
PS 4.5 Plus, see page 31 OD: 6 - 120 mm (0.236" - 4.724")			
EXTERNAL CLAMPING	SQUARING	Thin-walled	RPG ONE / RPG ONE battery, see page 37 OD: 3 - 25.4 mm (0.118" - 1")
		RPG 1.5 / RPG 1.5 battery, see page 37 OD: 3 - 38.1 mm (0.118" - 1.5")	
		RPG 3.0 / RPG 3.0 battery, see page 37 OD: 6.0-77.0 mm (0.24" - 3.031")	
		RPG 4.5 / RPG 4.5 S, see page 43 OD: 12.7 - 114.3 mm (0.5" - 4.5")	
		RPG 8.6, see page 43 OD: 50.8 - 219.1 mm (2" - 8.626")	
		[inch]	
		0	1/2 1 1 1/2 2 2 1/2 3 3 1/2 4 4 1/2



At a glance

Interested in a personal consultation?

Then contact us at +49 (0) 77 31 792-0 or send an email to tools@orbitalum.com. Our team is happy to find a suitable product for your individual requirements.






Markets and applications

Orbitalum is a global leader for portable, powerful pipe cutting, squaring and beveling machines for industrial weld seam preparation. In addition Orbitalum offers a wide range of orbital welding systems for high-purity, process as well as heat exchanger applications. Orbitalum products have a wide range of applications in the following fields:

Application	e.g.	Products
Boilers & heat exchangers	<ul style="list-style-type: none"> • Pipe bundle heat exchangers • Box headers • Boilers • HVAC blade heat exchangers 	<ul style="list-style-type: none"> • RPG tube squaring machines • ORBIMAT welding power sources • ORBIWELD weld heads • P16 pipe-in-sheet weld heads • HX weld heads • TX weld heads • ORBmax residual oxygen meter
Pharmaceuticals & chemical industry	<ul style="list-style-type: none"> • HP High-Purity • Process lines • Mixing valves • CIP "Cleaning in Place" lines 	<ul style="list-style-type: none"> • GF, PS & GFX pipe cutting and beveling machines • RPG tube squaring machines • ORBIMAT welding power sources • ORBIWELD weld heads • ORBmax residual oxygen meter
Semi-conductor	<ul style="list-style-type: none"> • HP High-Purity • UHP Ultra High-Purity • Process lines • Gas cabinets • Component production • CFOS gas supply • PCW cooling water supply 	<ul style="list-style-type: none"> • RPG tube squaring machines • ORBIMAT welding power sources • ORBIWELD weld heads • ORBmax residual oxygen meter
Aerospace technology	<ul style="list-style-type: none"> • Hydraulic • Fuel supply • Engine components • Air conditioning 	<ul style="list-style-type: none"> • GF, PS & GFX pipe cutting and beveling machines • RPG tube squaring machines • ORBIMAT welding power sources • ORBIWELD weld heads • ORBmax residual oxygen meter
Food processing, dairy and beverage industries	<ul style="list-style-type: none"> • HP High-Purity • Process lines • Mixing valves • CIP "Cleaning in Place" lines 	<ul style="list-style-type: none"> • GF, PS & GFX pipe cutting and beveling machines • RPG tube squaring machines • ORBIMAT welding power sources • ORBIWELD weld heads • ORBmax residual oxygen meter

Pipe cutting and beveling technology



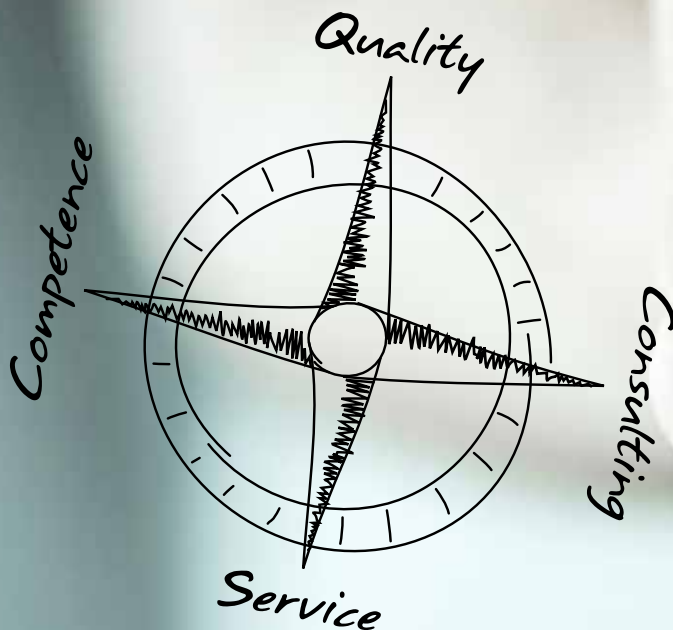
Quality products from Orbitalum Tools - always a good decision!

■ Quality
■ made in
■ Germany

For our products we select the best materials and suitable production processes and already during development place particular on a high degree of quality and durability.

Our machines and tools are assembled, set, controlled and packed by hand by qualified and motivated employees with great care in Singen/Htwl. (Germany).

Our employees guarantee this with their knowledge and their experience.



GF 4, GF 6 (AVM/MVM)

Pipe cutting and beveling machines

The pipe saw for precise cutting in seconds. For more than 50 years installation manufacturers have been relying on the standard set by Orbitalum in industrial pipe end preparation:

From the chemical industry, biotechnology industry, pharmaceutical industry, food processing and beverage industry to energy plant engineering and shipbuilding.

The GF series sets standards in orbital pipe processing! Numerous innovative functions combined with an ergonomic design give you considerable advantages in industrial preproduction of pipeline systems



Right-angled, burr-free and cold processing process	✓
Deformation-free clamping system for thin-walled and thick-walled pipes	✓
Optimum preparation for the automated welding process	✓
Robust design with powerful drive	✓
Unique, automatically guided immersion process	✓
Beveling of pipe ends during the cutting process or separately	✓
High cost effectiveness, increased productivity	✓
Long tool service lives	✓
Anthracite, coated parts offer better slide characteristics and corrosion protection	✓

Prerequisite for productive and high quality welding of pipes with automated orbital joining technology is a precise, right-angled and burr-free cut as well as perfect beveling of the pipe end. Easy to handle and precise cutting in seconds, the GF series machines pipe materials made of high-alloyed steel (stainless steel), low-alloyed and unalloyed steel, cast materials, plastics and non-ferrous metals according to the procedure of "planetary cutting". In the process the powerful clamping is carried out without any deformation of the workpiece.

Optionally the user, apart from pure manual actuation, has the choice between a manual (MVM) and an automatic (AVM) feeding module. The latter optimizes the cutting result, increases the service life of the tools, and reduces physical strain for the operator. The result: maximum reliability and productivity.

ADDITIONAL ADVANTAGES:

- Set of stainless steel caps to avoid contact corrosion included
- Optionally with feeding module AVM or MVM for automatic or mechanized separation cut, thus lower physical strain for the operator.
- Locking of the rotary movement protects against unauthorized use and theft
- Ergonomically optimized motor handle allows improved operator position as well as cutting of tube elbows without conversion
- Integrated line laser to mark the cut-off point
- Clamping jaws for changing to cut short hose pieces and for vibration-free cutting of smaller pipe dimensions (only for GF 4)
- Multifunctional keys for all settings at the machine
- Optimized speed control (40-215 rpm), ideal for cutting high-performance materials (Hastelloy®, P91, etc.)
- Plug connection with a quick-disconnect coupler: easy and quick replacement of the power cable

- Optimized chips guard protects against chips flying off; chips guard for GF 4 with opening for folding rule to measure the pipe length

FEED VARIANTS:

Pipe cutting and beveling machine with **automated feeding module AVM***: The intelligent control of the AVM continuously monitors the feed force as a function of the required output. After completion of the cutting process the AVM switches off automatically. An inadvertent startup is prevented by a restart inhibitor. Pipe cutting and beveling machines **with manual feeding module MVM***: An add-on module at the machine makes it easier to process pipes through a manually operated handwheel. This ensures that the machine head rotates easily around the pipe user-friendly with little effort and constant feed.



APPLICATION AREA		GF 4	GF 4 AVM*	GF 4 MVM*	GF 6	GF 6 AVM*	GF 6 MVM*
Code		[230 V] 790 142 001 [120 V] 790 142 002	790 142 011 790 142 012	790 142 021 790 142 022	790 143 001 790 143 002	790 143 011 790 143 012	790 143 021 790 143 022
Pipe OD	[mm] [inch]	12 - 120 0.472 - 4.724	12 - 120 0.472 - 4.724	12 - 120 0.472 - 4.724	21.3 - 168.3 0.839 - 6.626	21.3 - 168.3 0.839 - 6.626	21.3 - 168.3 0.839 - 6.626
Wall-thickness depending on material	[mm] [inch]	1 - 9 0.039 - 0.354	1 - 9 0.039 - 0.354	1 - 9 0.039 - 0.354	1.5 - 15 0.059 - 0.591	1.5 - 15 0.059 - 0.591	1.5 - 15 0.059 - 0.591
Pipe ID min. (saw blade Ø 63 mm)	[mm]	21	21	21	30	30	30
Pipe ID min. (saw blade Ø 2.480")	[inch]	0.827	0.827	0.827	1.181	1.181	1.181
Pipe ID min. (saw blade Ø 68 mm)	[mm]	16	16	16	25	25	25
Pipe ID min. (saw blade Ø 2.677")	[inch]	0.630	0.630	0.630	0.984	0.984	0.984
Pipe ID min. (saw blade Ø 80 mm)	[mm]	4	4	4	13	13	13
Pipe ID min. (saw blade Ø 3.150")	[inch]	0.157	0.157	0.157	0.512	0.512	0.512
Pipe ID min. (saw blade Ø 100 mm)	[mm]	-	-	-	0	0	0
Pipe ID min. (saw blade Ø 3.937")	[inch]	-	-	-	0	0	0
Materials		Special steel (any Cr- and Mo-content); special steel stainless (any Cr- and Mo-content); special steel (Cr < 12% and Mo < 2.5%; Cr < 20% and Mo = 0%); Case hardening steels, high-speed steels, heat-treated steels, rolling bearing steels, tool steels; black and galvanized steel pipe; general structural steel; annealed cast pipe (GGG); aluminum; brass; copper; plastic (PE, PP, PVDE, PVC)					
TECHNICAL SPECIFICATIONS		GF 4	GF 4 AVM*	GF 4 MVM*	GF 6	GF 6 AVM*	GF 6 MVM*
Power	[kW] [hp]	1.8 2.41	1.9 2.54	1.8 2.41	1.8 2.41	1.9 2.54	1.8 2.41
Power AVM	[kW] [hp]	-	0.05 0.07	-	-	0.05 0.07	-
Built-in electronic speed regulation with speed stabilization	[rpm]	40 - 215	40 - 215	40 - 215	40 - 215	40 - 215	40 - 215
Rotary speed machine head with AVM	[rpm]	-	0.1 - 3.9	-	-	0.3 - 3.5	-
Torque machine head max. with AVM	[Nm]	-	101	-	-	353	-
Protection class	[Class]	II (DIN EN 60745-1)	I (DIN EN 60204-1)	II (DIN EN 60745-1)	II (DIN EN 60745-1)	I (DIN EN 60204-1)	II (DIN EN 60745-1)
Sound pressure level at the workplace approx.	[dB (A)]	79	79	79	79	79	79
Vibration level (according to DIN EN 28662, Part 1)	[m/s ²]	< 2.5	< 2.5	< 2.5	< 2.5	< 2.5	< 2.5
Mains fuse on site	[A]	16	16	16	16	16	16
Dimensions (LxWxH)	[mm] [inch]	480 x 325 x 680 18.9 x 12.8 x 26.8	480 x 325 x 810 18.9 x 12.8 x 31.9	480 x 325 x 780 18.9 x 12.8 x 30.7	574 x 352.7 x 920 22.6 x 13.9 x 36.2	574 x 352.7 x 972 22.6 x 13.9 x 38.3	574 x 352.7 x 920 22.6 x 13.9 x 36.2
Machine weight approx.**	[kg] [lbs]	55.0 121.2	64.5 142.2	60.0 132.2	92.7 204.4	101.7 224.2	97.8 215.6
Versions (single-phase alternating current)	[V, Hz]	230 V, 50/60 Hz 120 V, 50/60 Hz	230 V, 50/60 Hz 120 V, 50/60 Hz	230 V, 50/60 Hz 120 V, 50/60 Hz	230 V, 50/60 Hz 120 V, 50/60 Hz	230 V, 50/60 Hz 120 V, 50/60 Hz	230 V, 50/60 Hz 120 V, 50/60 Hz
SCOPE OF DELIVERY		GF 4	GF 4 AVM*	GF 4 MVM*	GF 6	GF 6 AVM*	GF 6 MVM*
Pipe cutting and beveling machine	PCS	1	1	1	1	1	1
Transportation case	PCS	1	1	1	1	1	1
Set of stainless steel caps	PCS	1	1	1	1	1	1
Saw blade (Code 790 ...)	PCS	1 (...042 064)	1 (...042 064)	1 (...042 064)	1 (...043 018)	1 (...043 018)	1 (...043 018)
Mounting plate	PCS	1	1	1	1	1	1
Line laser with fastening screws and 10 button cells 1.5 V (Code 790 142 124)***	PCS	1	1	1	1	1	1
Tool key set with accessories	set	1	1	1	1	1	1
Special gear oil (Code 790 041 030)	Bottle	1	1	1	1	1	1
Saw blade lubricant GF TOP (Code 790 060 228)	Tube	1	1	1	1	1	1
Operating instructions and spare part list	set	1	1	1	1	1	1

Technical specifications are non-binding. They do not constitute any assurance of properties. We reserve the right to make changes.

* The automatic or manual feeding module AVM/MVM is already mounted on the pipe saw on delivery.

** Weight without packaging and accessories.

*** With the GF 4 and the GF 6 (AVM/MVM) the line laser is delivered separately and has to be mounted on the machine before commissioning.



Pipe cutting and beveling machines

GF 4, GF 6 (AVM/MVM)

Properties, application area, technical specifications and delivery scope, see from page 99.

ITEM	VERSION	CODE	MACHINE WEIGHT KG	SHIPPING WEIGHT KG
GF 4	230 V, 50/60 Hz EU	790 142 001	61.300	88.000
GF 4	120 V, 50/60 Hz EU/US	790 142 002	61.300	88.000
GF 4 AVM	230 V, 50/60 Hz EU	790 142 011	70.500	98.000
GF 4 AVM	120 V, 50/60 Hz EU/US	790 142 012	70.500	98.000
GF 4 MVM	230 V, 50/60 Hz EU	790 142 021	66.600	98.000
GF 4 MVM	120 V, 50/60 Hz EU/US	790 142 022	66.600	98.000
GF 6	230 V, 50/60 Hz EU	790 143 001	92.700	140.000
GF 6	120 V, 50/60 Hz EU/US	790 143 002	92.700	140.000
GF 6 AVM	230 V, 50/60 Hz EU	790 143 011	101.700	153.000
GF 6 AVM	120 V, 50/60 Hz EU/US	790 143 012	101.700	153.000
GF 6 MVM	230 V, 50/60 Hz EU	790 143 021	97.800	147.000
GF 6 MVM	120 V, 50/60 Hz EU/US	790 143 022	97.800	147.000

Suitable accessories

- Saw blades and bevel cutters, see from page 26
- High quality lubricants for sawing and milling, see page 22
- Special gear oil, see page 22
- Replacement cable with rotary contact, see page 23
- Quick-mounting plates with screw clamps, see page 23
- Mobile workstation, see page 23
- Pipe feed basic unit and extension unit, see from page 24



GF 4, GF 6



GF 4 AVM, GF 6 AVM



GF 4 MVM, GF 6 MVM

Just rent and stay flexible.

We offer rental machines for short-term and long-term rental - as a cost-effective alternative to purchasing.

Our rental machines are serviced regularly and are thus always in top condition. We are happy to help to find suitable machines for your individual application. By the way renting is an excellent opportunity to test a machine before you buy it.

Advantages of renting:

- Lower storage costs
- No repair costs
- Small investment
- Always the newest technology in use
- Minimum downtimes

Our rental and used machine service includes:

- Rental tariffs on a weekly basis
- Hire purchase
- Long-term rental

Ask us for our low rental and hire purchase conditions:

Phone: +49 (0) 77 31 792 786

Or via email under

customerservice@orbitalum.com

GF 8, GF 12 (AVM/MVM)

Pipe cutting and beveling machines

Cost effective pipe processing with top technology by Orbitalum Tools!

Cutting and beveling in seconds of pipes made of high-alloyed steel (special steel), low-alloyed and unalloyed steel, cast materials, plastics and non-ferrous metals according to the procedure of the "planetary cutting".



Optimum preparation for the automated welding process

Right-angled, burr-free and cold processing process	✓
Deformation-free clamping system for thin-walled and thick-walled pipes	✓
Optimum preparation for the automated welding process	✓
Robust design with powerful drive	✓
Unique, automatically guided immersion process	✓
Multipoint clamping of the pipe	✓
Quick setting of the pipe dimension	✓
Cutting speed regulation	✓
Quick tool change	✓

"Increased safety through standing pipe - rotating tool". The tried-and-tested procedure of "planetary cutting" is an important feature which is characteristic for ORBITALUM pipe saws.

The saw blade immerses into the cut and is guided orbitally around the pipe. The advantage of this is that a small saw blade allows cutting a large pipe diameter without heating up the pipe.

Innovative clamping principle through multipoint clamping of the pipe: Deformation-free clamping allows pipes to be cut easily and quickly material-dependently with a wall thickness of 2 up to 10 mm (0.079" - 0.394"). You can machine all high-alloyed, unalloyed and low-alloyed steels, aluminum, copper, brass, annealed cast pipe, general structural steel, black and galvanized steel pipe and plastic. Optionally the user, apart from pure manual actuation, has the choice between a manual (MVM) and an automatic (AVM) feeding module. The latter optimizes the cutting result, increases the service life of the tools, and reduces physical strain for the operator. The result: maximum reliability and productivity.

ADDITIONAL ADVANTAGES:

- Optionally with feeding module AVM or MVM for automatic or mechanized separation cut, thus lower physical strain for the operator.
- Optimum tool action at only one point of the pipe respectively.
- Optimized speed control (40-215 rpm), ideal for cutting high-performance materials (Hastelloy®, P91, etc.)
- Ergonomically designed motor handle, therefore safe operator position
- Separate cutting in seconds
- Beveling of pipe ends during the cutting process or separately
- Increased productivity
- Increased service life of the tools
- More corrosion protection through stainless steel clamping jaw attachments (included)
- Cable incl. plug connection with a quick-disconnect coupler for easy and quick replacement of power cables

FEED VARIANTS:

Pipe cutting and beveling machine with **automated feeding module AVM***: The intelligent control of the AVM continuously monitors the feed force as a function of the required output. After completion of the cutting process the AVM switches off automatically. An inadvertent startup is prevented by a restart inhibitor. Pipe cutting and beveling machines **with manual feeding module MVM***: An add-on module at the machine makes it easier to process pipes through a manually operated handwheel. This ensures that the machine head rotates easily around the pipe user-friendly with little effort and constant feed.



Optional with feeding module AVM or MVM



Feeding module MVM



Optimized speed range through new motor



Planetary cutting principle

APPLICATION AREA		GF 8	GF 8 AVM*	GF 8 MVM*	GF 12	GF 12 AVM*	GF 12 MVM*
Code	[230 V]	790 045 095	790 045 001	790 045 069	790 047 095	790 047 001	790 047 069
	[120 V]	790 045 096	790 045 007	790 045 082	790 047 096	790 047 007	790 047 082
Pipe OD	[mm]	114 - 230	114 - 230	114 - 230	157 - 325	157 - 325	157 - 325
	[inch]	4.488 - 9.055	4.488 - 9.055	4.488 - 9.055	6.181 - 12.795	6.181 - 12.795	6.181 - 12.795
Wall-thickness depending on material	[mm]	2 - 10	2 - 10	2 - 10	2 - 10	2 - 10	2 - 10
	[inch]	0.079 - 0.394	0.079 - 0.394	0.079 - 0.394	0.079 - 0.394	0.079 - 0.394	0.079 - 0.394
Pipe ID min. (saw blade Ø 63 mm)	[mm]	137	137	137	190	190	190
Pipe ID min. (saw blade Ø 2.480")	[inch]	5.394	5.394	5.394	7.480	7.480	7.480
Pipe ID min. (saw blade Ø 68 mm)	[mm]	132	132	132	185	185	185
Pipe ID min. (saw blade Ø 2.677")	[inch]	5.197	5.197	5.197	7.283	7.283	7.283
Pipe ID min. (saw blade Ø 80 mm)	[mm]	120	120	120	173	173	173
Pipe ID min. (saw blade Ø 3.150")	[inch]	4.724	4.724	4.724	6.811	6.811	6.811
Pipe ID min. (saw blade Ø 100 mm)	[mm]	100	100	100	153	153	153
Pipe ID min. (saw blade Ø 3.937")	[inch]	3.937	3.937	3.937	6.024	6.024	6.024
Materials	Special steel (any Cr- and Mo-content); special steel stainless (any Cr- and Mo-content); special steel (Cr < 12% and Mo < 2.5%; Cr < 20% and Mo = 0%); Case hardening steels, high-speed steels, heat-treated steels, rolling bearing steels, tool steels; black and galvanized steel pipe; general structural steel; annealed cast pipe (GGG); aluminum; brass; copper; plastic (PE, PP, PVDE, PVC)						
TECHNICAL SPECIFICATIONS		GF 8	GF 8 AVM*	GF 8 MVM*	GF 12	GF 12 AVM*	GF 12 MVM*
Power	[kW]	1.8	1.9	1.8	1.8	1.9	1.8
	[hp]	2.41	2.54	2.41	2.41	2.54	2.41
Power AVM	[kW]	-	0.05	-	-	0.05	-
	[hp]	-	0.07	-	-	0.07	-
Built-in electronic speed regulation with speed stabilization	[rpm]	40 - 215	40 - 215	40 - 215	40 - 215	40 - 215	40 - 215
Rotary speed machine head with AVM	[rpm]	-	0.1 - 2.3	-	-	0.1 - 1.8	-
Torque machine head max. with AVM	[Nm]	-	165	-	-	210	-
Protection class	[Class]	II (DIN EN 60745-1)	I (DIN EN 60204-1)	II (DIN EN 60745-1)	II (DIN EN 60745-1)	I (DIN EN 60204-1)	II (DIN EN 60745-1)
Sound pressure level at the workplace approx.	[dB (A)]	79	79	79	79	79	79
Vibration level (according to DIN EN 28662, Part 1)	[m/s²]	< 2.5	< 2.5	< 2.5	< 2.5	< 2.5	< 2.5
Mains fuse on site	[A]	16	16	16	16	16	16
Dimensions (LxWxH)	[mm]	778 x 430 x 485	918 x 430 x 485	788 x 430 x 485	940 x 374 x 592	1,070 x 374 x 592	1,090 x 374 x 592
	[inch]	30.6 x 16.9 x 19.1	36.1 x 16.9 x 19.1	31.0 x 16.1 x 19.1	37.0 x 14.7 x 23.3	42.1 x 14.7 x 23.3	42.9 x 14.7 x 23.3
Machine weight approx.**	[kg]	102.5	110.0	104.6	138.6	146.1	140.7
	[lbs]	225.9	242.5	230.6	305.6	322.1	310.2
Versions (single-phase alternating current)	[V, Hz]	230 V, 50/60 Hz	230 V, 50/60 Hz	230 V, 50/60 Hz	230 V, 50/60 Hz	230 V, 50/60 Hz	230 V, 50/60 Hz
		120 V, 50/60 Hz	120 V, 50/60 Hz	120 V, 50/60 Hz	120 V, 50/60 Hz	120 V, 50/60 Hz	120 V, 50/60 Hz
SCOPE OF DELIVERY		GF 8	GF 8 AVM*	GF 8 MVM*	GF 12	GF 12 AVM*	GF 12 MVM*
Pipe cutting and beveling machine	PCS	1	1	1	1	1	1
Transportation case	PCS	1	1	1	1	1	1
Saw blade (Code 790 043 018)	PCS	1	1	1	1	1	1
Mounting plate	PCS	1	1	1	1	1	1
Line laser with fastening screws and 10 button cells 1.5 V (Code 790 142 124)	PCS	1	1	1	1	1	1
Tool key set	set	1	1	1	1	1	1
Saw blade lubricant GF TOP (Code 790 060 228)	Tube	1	1	1	1	1	1
Special gear oil (Code 790 041 030)	Bottle	1	1	1	1	1	1
Operating instructions with spare parts list	set	1	1	1	1	1	1

Technical specifications are non-binding. They do not constitute any assurance of properties. We reserve the right to make changes.

* The automatic or manual feeding module AVM/MVM is already mounted on the pipe saw on delivery.

** Weight without packaging and accessories.



GF 8

GF 8 AVM

GF 8 MVM



GF 12

GF 12 AVM

GF 12 MVM

Pipe cutting and beveling machines

GF 8. GF 12 (AVM/MVM)

Properties, application area, technical specifications and delivery scope, see from page 13.

ITEM	VERSION	CODE	MACHINE WEIGHT KG	SHIPPING WEIGHT KG
GF 8	230 V. 50/60 Hz EU	790 045 095	102.500	149.000
GF 8	120 V. 50/60 Hz EU/US	790 045 096	102.500	149.000
GF 8 AVM	230 V. 50/60 Hz EU	790 045 001	110.000	165.000
GF 8 AVM	120 V. 50/60 Hz EU/US	790 045 007	110.000	165.000
GF 8 MVM	230 V. 50/60 Hz EU	790 045 069	103.000	153.000
GF 8 MVM	120 V. 50/60 Hz EU/US	790 045 082	103.000	153.000
GF 12	230 V. 50/60 Hz EU	790 047 095	138.600	177.000
GF 12	120 V. 50/60 Hz EU/US	790 047 096	138.600	177.000
GF 12 AVM	230 V. 50/60 Hz EU	790 047 001	146.000	205.000
GF 12 AVM	120 V. 50/60 Hz EU/US	790 047 007	146.000	205.000
GF 12 MVM	230 V. 50/60 Hz EU	790 047 069	140.700	200.000
GF 12 MVM	120 V. 50/60 Hz EU/US	790 047 082	140.700	200.000

Suitable accessories:

- Saw blades and bevel cutters, see from page 26
- High quality lubricants for sawing and milling, see page 22
- Special gear oil, see page 22
- Replacement cable with rotary contact, see page 23
- Quick-mounting plates with screw clamps, see page 23
- Mobile workstation, see page 23
- Pipe feed basic unit and extension unit, see from page 24



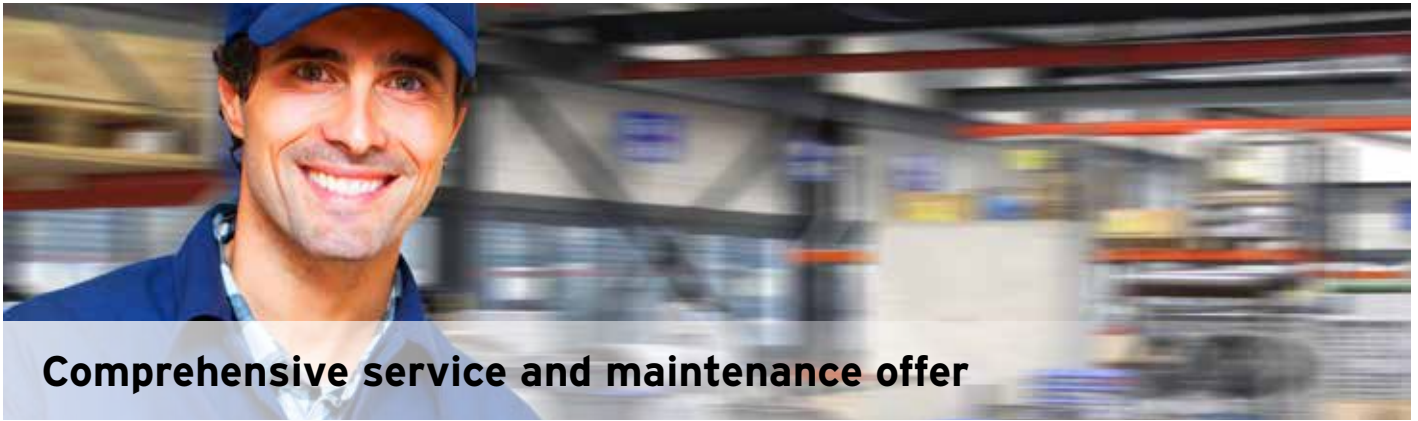
GF 8, GF 12



GF 8 AVM, GF 12 AVM



GF 8 MVM, GF 12 MVM



Comprehensive service and maintenance offer

We not only care about your concerns before the purchase. You can rely completely on us after your purchase as well.

Our products are extremely robust and reliable.

To ensure the performance in the long run, the recommended service and maintenance intervals should be performed regularly. All service and maintenance work is performed with great care by qualified and motivated employees. They analyze your situation to find the best long-term solution.

We offer competent service via branches as well as our worldwide network of authorized partners. These are carefully selected and are regularly trained by our experts to always be up-to-date with regard to products and technologies.

Why maintenance?

"Prevention is better than cure"

Better not wait until your machine sooner or later breaks down completely because of a lack of service or maintenance! Small causes can often have large effects, and failures or malfunctions could have been avoided with timely control or maintenance.

When did you have your machine serviced the last time?
Better to arrange a meeting now:



+49 (0) 77 31 792-786



customerservice@itw-ocw.com

Do not forget: Fill out the service form!

The service form can be downloaded under: www.orbitalum.de/service.html

Our services:

- Repairing, replacing
- Cost quotation
- Proactive maintenance
- Service training for customers
- Rental machines for bridging repair periods with special conditions
- Collection service for machines
- Visual and functional test
- Determination and measurement technical parameters
- Discussion with customer about maintenance result
- Functional test of the system components
- Cleaning and maintenance work
- Exchange defined wear parts as well as defective components
- Implementation of modifications, in as far as this serves the technical improvements of the device
- Required adjustment and set-up tasks including calibration and new inspection


Your advantages:

- Service directly by the manufacturer or authorized partner
- Reduced downtimes
- Long-term functioning of your machines and plants
- Ensuring high availability
- Wear discovered at an early stage avoids unnecessary and expensive repairs
- Reducing the failure susceptibility
- Value preservation of your machines and plants
- Regular services ensure reliable machine operation - even after years
- Relief of in-house service employees

GFX 3.0, GFX 6.6

Pipe cutting and beveling machines

Innovative saws by Orbitalum Tools for cutting and beveling pipes and for cutting off tube elbows (even for thin-walled special steel) in just seconds. Optimum preparation for the automated welding process! The GFX is an easy to operate, powerful and compact saw with low weight - convince yourself of the many outstanding features of this machine.



The GFX series: Easy to operate, powerful and compact!

Right-angled, burr-free and cold processing process	✓
Deformation-free clamping, even for thin-walled pipes	✓
Good handling thanks to its low weight	✓
Beveling of pipe ends during the cutting process or separately	✓
Increased productivity	✓
Low-maintenance and service-friendly	✓
Environment-friendly and long product life	✓
Additional saw blade position to cut off tube elbows	✓
Ideal for press fitting applications	✓

Our GFX series is ideal for cutting thin-walled tubes. Due to the rugged design for a long product the saws are especially economical; long tool lives also increase productivity.

The GFX is low-maintenance and service-friendly and offers a large area of application. Processable materials include unalloyed, low-alloyed and high-alloyed steel, special steel, non-ferrous metal aluminum alloys and titanium alloys.

As is meanwhile characteristic for the ORBITALUM pipe saws, they allow convenient marking of the cut-off point on the tube with a line laser. A second saw blade clamping point enables tube elbows to be cut off.

The powerful motor is equipped with overload protection and ergonomic handles and is available for the voltages 230 V, 50/60 Hz or 120 V, 50/60 Hz.

The cable connection with a quick-release screw coupler enables simple, convenient replacement of the flexible swivel cable.

The applications lie mainly in the food processing, beverage, pharmaceutical and chemical industries.

ADDITIONAL ADVANTAGES:

- Optimized chip flow due to new vice design
- Steel sliding clamping jaws with sets of stainless steel caps
- Integrated line laser to mark the cut-off point
- Ergonomically designed motor handle
- Drive with high performance (1,200 W) and adjustable speed range for cutting a wide range of materials
- Electronic overload protection with integrated temperature monitor and tachometer control
- Increased service life of the tools through the new GF10 drive

- Ergonomically positioned speed adjusting wheel
- Plug connection with a quick-disconnect coupler: easy and quick replacement of the swivel cable
- Direct mounting on workbench possible at GFX 3.0



Including second saw blade position to cut off tube elbows



Including steel sliding clamping jaws with sets of stainless steel caps



Integrated line laser for cut-off marking on the pipe



Powerful motor with overload protection and ergonomic handles



Including GF TOP saw blade lubricant



Right-angled and burr-free processing - ideal for press fitting applications

APPLICATION AREA		GFX 3.0	GFX 6.6
Code	[230 V]	790 144 001	790 146 001
	[120 V]	790 144 002	790 146 002
Pipe OD	[mm]	6.0 - 78.0	21.3 - 168.3
	[inch]	0.236 - 3.071	0.838 - 6.659
Wall thickness	[mm]	0.8 - 7.0	0.8 - 7.0
	[inch]	0.031 - 0.275	0.031 - 0.275
Pipe ID min. (saw blade Ø 63/2.248")	[mm]	0	23.0
	[inch]	0	0.905
OD range (saw blade Ø 63/2.248")	[mm]	6.0 - 78.0	24.6 - 168.3
	[inch]	0.236 - 3.071	1.008 - 6.659
Pipe ID min. (saw blade Ø 68/2.677")	[mm]	0	18
	[inch]	0	0.708
OD range (saw blade Ø 68/2.677")	[mm]	6.0 - 73.0	21.3 - 168.3
	[inch]	0.236 - 2.874	0.838 - 6.659
Pipe ID min. (saw blade Ø 80/3.149")	[mm]	-	6.0
	[inch]	-	0.236
OD range (saw blade Ø 80/3.149")	[mm]	-	21.3 - 156.0
	[inch]	-	0.838 - 2.205
Materials	Unalloyed, low-alloyed and high-alloyed steel, special steel, non-ferrous metal aluminum alloys and titanium alloys, composites, plastic		
TECHNICAL SPECIFICATIONS		GFX 3.0	GFX 6.6
Dimensions (LxWxH)	[mm]	570 x 330 x 280	575 x 350 x 671
	[inch]	22.44 x 12.99 x 11.02	22.64 x 13.78 x 26.42
Weight incl. vice	[kg]	28.5	74.4
	[lbs]	62.83	164.02
Power	[W]	1200	1200
Protection class	[Class]	II	II
Built-in electronic speed regulation with speed stabilization	[rpm]	30 - 200	30 - 200
Versions (single-phase alternating current)	[V, Hz]	230 V, 50/60 Hz EU	230 V, 50/60 Hz EU
	[V, Hz]	120 V, 50/60 Hz US	120 V, 50/60 Hz US
Vibration level (EN 50144)	[m/s²]	< 2.5	< 2.5
Sound pressure level at the workplace (EN 23741)	[dB (A)]	79.7	79.7
SCOPE OF DELIVERY		GFX 3.0	GFX 6.6
Pipe cutting and beveling machine	PCS	1	1
Transportation case	PCS	1	1
Saw blade (Code 790 ...)	PCS	1 (...041 035)	1 (...042 064)
Quick-mounting plate without screw clamps*	PCS	-	1
Line laser with holder and fastening screws and 10 button cells 1.5 V (Code 790 142 124)**	PCS	1	1
Tool key set	set	1	1
Saw blade lubricant GF TOP (Code 790 060 228)	Tube	1	1
Operating instructions with spare parts list	set	1	1



GFX 3.0, GFX 6.6

Technical specifications are non-binding. They do not constitute any assurance of properties. We reserve the right to make changes.

* The GFX 3.0 can be mounted directly on the workbench without a quick-mounting plate. Quick-mounting plates with screw clamps for GFX 3.0 and GFX 6.6 are available optionally.

** The line laser has to be mounted on the GFX before commissioning.

Pipe cutting and beveling machines

GFX 3.0, GFX 6.6

Properties, application area, technical specifications and delivery scope, see page 17.

ITEM	VERSION	CODE	MACHINE WEIGHT KG	SHIPPING WEIGHT KG
GFX 3.0	230 V, 50/60 Hz EU	790 144 001	28.000	44.000
GFX 3.0	120 V, 50/60 Hz US	790 144 002	28.000	44.000
GFX 6.6	230 V, 50/60 Hz EU	790 146 001	74.400	104.000
GFX 6.6	120 V, 50/60 Hz US	790 146 002	74.400	104.000



GFX 3.0, GFX 6.6

Hard-sided transport case

High-quality, blue transport case with insert. Especially robust design.

ITEM	CODE	KG
Hard-sided transport case for GFX 3.0	790 144 019	12.500



Hard-sided transport case

Other accessories

- Saw blades and bevel cutters, see from page 26
- High quality lubricants for sawing and milling, see page 22
- Replacement cable with rotary contact, see page 23
- Quick-mounting plates with screw clamps, see page 23
- Mobile workstation, see page 23
- Pipe feed basic unit and extension unit, see from page 24
- Tripod, see page 34

Accessories for GF machines





GF TOP



GF LUB



Special gear oil

Accessories for GF machines

Saw blade lubricant GF TOP

Synthetic high quality lubricant for sawing and milling.

Increases the service life of the saw blade.

Fulfills the requirements for H2 lubricants.

Thanks to the screw-on brush, simple and even lubrication of the saw blade is ensured.

ITEM	VERSION	CODE	KG
Saw blade lubricant GF TOP	Tube, 180 g	790 060 228	0.205

Saw blade lubricating paste GF LUB

Chlorine-free high quality lubricant for sawing and milling.

Increases the service life of the saw blade.

The ecological lubricating paste is the environment-friendly successor of ROCOL; with new name and improved quality.

GF LUB complies with latest environmental guidelines and ecological standards.

ITEM	VERSION	CODE	KG
Saw blade lubricating paste GF LUB	Tube, 160 ml	790 041 016	0.160

Special gear oil

For all GF and RA types.

ITEM	VERSION	CODE	KG
Special gear oil	Bottle, 250 ml	790 041 030	0.235

Replacement cable with rotary contact

Prevents twisting of the cable.

For all GF, GFX, RA and PS machines with protection class II.

ITEM	VERSION	CABLE LENGTH		CODE	KG
		[M]	[FT]		
Swivel cable complete	230 V, 50/60 Hz EU	4	13.12	790 142 081	0.680
Swivel cable complete	120 V, 50/60 Hz US/CA	4	13.12	790 142 082	0.654
Swivel cable complete	230 V, 50/60 Hz CH	4	13.12	790 142 083	0.595
Swivel cable complete	230 V, 50/60 Hz AU	4	13.12	790 142 084	0.655
Swivel cable complete	120 V, 50/60 Hz GB	4	13.12	790 142 087	0.740
Swivel cable	230 V, 50/60 Hz EU	4	13.12	790 142 076	0.560
Swivel cable	120 V, 50/60 Hz US/CA	4	13.12	790 142 077	0.740
Swivel cable	230 V, 50/60 Hz CH	4	13.12	790 142 078	0.520
Swivel cable	120 V, 50/60 Hz GB	4	13.12	790 142 079	0.630
Swivel cable	230 V, 50/60 Hz AU	4	13.12	790 142 080	0.560



Swivel cable complete



Swivel cable

Quick-mounting plates with screw clamps

For fast mounting of the machines on workbenches.

Ideal for frequently changing operation locations.

ITEM	CODE	KG
Quick-mounting plate for GFX 3.0, RA 2, RA 21 S	790 041 027	4.230
Quick-mounting plate for GF 4, GF 6, GFX 6.6, RA 4, RA 6, GF 8, RA 41 Plus	790 042 027	6.165
Quick-mounting plate for PS 4.5, PS 4.5 Plus and PS 6.6	790 048 334	2.600



Quick-mounting plate with screw clamps

Mobile workstation

For mobile construction site and workshop use.

The ideal supplement for all Orbitalum pipe saws (excluded PS 4.5 Plus).

Advantages:

- Safe transport of the machines to the construction side
- Flexible work on the respective work stations
- Elimination of setup times, e.g. mounting the pipe saw on workbenches
- Height-adjustable roller pipe support with stainless steel roller for supporting the pipes
- Lockable toolbox with 4 compartments for tool and accessories
- Threaded lifting table to adjust the height of the machines to the respective pipe dimension
- Collection tray for chips



Mobile workstation

TECHNICAL SPECIFICATIONS	MOBILE WORKSTATION
Dimensions (LxWxH)	115 x 43 x 91 cm 45.3" x 16.9" x 35.8"
Load capacity max.	675 kg 1488.1 lbs

ITEM	CODE	KG
Mobile workstation	790 068 071	137.000

PIPE CUTTING AND BEVELING TECHNOLOGY



Pipe feeder basic unit



Pipe feeder extension unit

Pipe feeder basic unit and extension unit

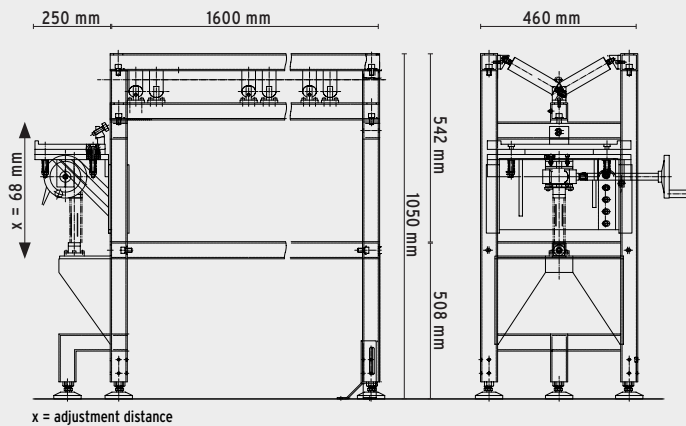
The pipe feeder allows you to feed long and heavy pipes effortlessly and coaxially to the GF machines. Very robust and stable design with powder-coated frame and stainless steel rollers.

Advantages:

- Extreme stability and structural stability
- Rapid adjustment of dimensions
- Centering of pipes in seconds
- Specially coated, maintenance-free steel frame
- Stainless-steel rollers
- Extension of pipe feeder possible with add-on module
- Saves time and money
- Suitable for all steels

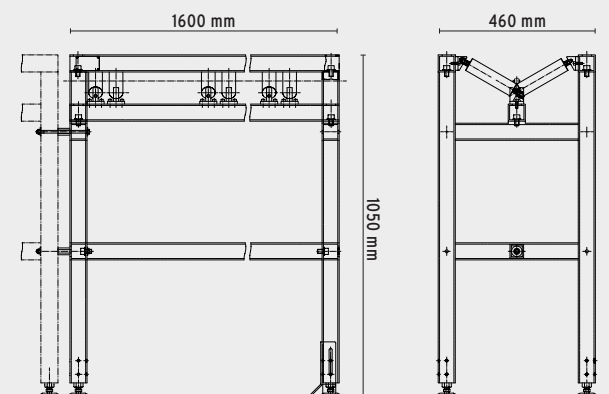
Basic unit:

Fitting for all pipe cutting and beveling machines by Orbitalum Tools (excluded PS 4.5 Plus). The machines can be mounted directly and without special accessories on the mounting plate of the basic unit. Thanks to mechanical height-adjustment by means of a handwheel, the machine can be easily adjusted to the outer diameter of the pipe to be cut. The machine is spring-loaded on the mounting plate.



Extension unit:

For individual extension of the basic unit. Can be connected directly to the basic unit.



Floor bracket assembly:

For attaching the basic and extension unit to the floor. The assembly consists of 4 bracket elements and 8 screws with flat washers.

PIPE CUTTING AND BEVELING TECHNOLOGY

APPLICATION AREA/ TECHNICAL SPECIFICATIONS	PIPE FEED BASIC UNIT	PIPE FEED EXTENSION UNIT
Pipe OD	16 - 325 mm 0.63" - 12.8"	16 - 325 mm 0.63" - 12.8"
Dimensions approx.	185 x 105 x 50 cm 72.8" x 41.3" x 19.7"	Approx. 160 x 105 x 50 62.9" x 41.3" x 19.7"
Load capacity max.	400 kg 881.8 lbs	400 kg 881.8 lbs
Height-adjustable quick-mounting plate (adjustment distance)	68 mm 2.68"	- -

ITEM	CODE	KG
Pipe feeder basic unit	790 068 051	116.000
Pipe feeder extension unit	790 068 061	72.000
Floor bracket assembly	790 068 053	1.900

Other accessories

- Saw blades and bevel cutters, see from page 26

Saw blades and bevel cutters

for GF and GFX machines

The saw blades are developed specifically for our pipe saws for extreme demands and maximum service life. For the different applications 4 different saw blades and bevel cutter designs are available.



- **Economy** series for low-alloyed and unalloyed steels as well as cast materials
- **Performance** series for high-alloyed steels (special steel)
- **High-Performance** series for high-performance materials and high-alloyed steels
- **Premium** series specifically for special steel applications with extra high service life

PROCESSABLE MATERIALS	AL	UNALLOYED STEEL, CU, CUNI, CUZN, CUSN	INOX, V2A, V4A, 304, 316 (L)	TI, DUPLEX, INCONEL
Economy	*	*		
Performance		*	*	
High-Performance		*	*	*
Premium			*	

Technical specifications are non-binding. They do not constitute any assurance of properties. We reserve the right to make changes.

Saw blades and bevel cutters for GF and GFX machines

Saw blades

Properties and areas of application, see page 26.

Some saw blades are available in economical packs of 10 (with individual packaging) - meaning that you can save on the normal list price buying these value packs!

When ordering please note that the pack of 10 has a different code number.



Saw blade Economy



Saw blade Performance



Saw blade High-Performance



Saw blade Premium



Saw blade with additional hole

ITEM	VERSION	PIPE WALL THICKNESS		SAW BLADE Ø		PACK WITH 1 PC		PACK WITH 10 PCS
		[MM]	[INCH]	[MM]	[INCH]	CODE	KG	CODE
Saw blade	Economy*	1.5 - 6.0	0.059 - 0.236	68	2.677	790 042 063	0.036	792 042 063
Saw blade	Economy	2.0 - 5.5	0.079 - 0.217	63	2.480	790 041 020	0.032	792 041 020
Saw blade	Economy*	5.0 - 12.0	0.197 - 0.472	80	2.953	790 043 030	0.075	792 043 030
Saw blade	Performance	0.6 - 1.2	0.024 - 0.047	63	2.480	790 041 036	0.027	792 041 036
Saw blade	Performance	1.0 - 1.6	0.039 - 0.063	68	2.677	790 042 049	0.050	792 042 049
Saw blade	Performance	1.0 - 3.0	0.039 - 0.118	63	2.480	790 048 072	0.035	792 048 072
Saw blade	Performance	1.2 - 2.5	0.047 - 0.098	63	2.480	790 041 035	0.040	792 041 035
Saw blade	Performance	1.2 - 2.5	0.047 - 0.098	68	2.677	790 042 064	0.045	792 042 064
Saw blade	Performance**	1.2 - 2.5	0.047 - 0.098	100	3.937	790 043 036	0.104	792 043 036
Saw blade	Performance	1.2 - 3.0	0.047 - 0.118	83	3.268	790 043 024	0.075	792 043 024
Saw blade	Performance	1.5 - 2.5	0.059 - 0.098	80	3.150	790 046 022	0.065	792 046 022
Saw blade	Performance	2.5 - 5.5	0.098 - 0.217	63	2.480	790 041 048	0.035	792 041 048
Saw blade	Performance**	2.5 - 5.5	0.098 - 0.217	100	3.937	790 043 038	0.120	792 043 038
Saw blade	Performance	2.5 - 7.0	0.098 - 0.276	68	2.677	790 042 048	0.045	792 042 048
Saw blade	Performance	2.5 - 7.0	0.098 - 0.276	80	3.150	790 043 018	0.080	792 043 018
Saw blade	Performance	6.0 - 10.0	0.236 - 0.394	80	2.953	790 043 022	0.075	792 043 022
Saw blade	Performance**	6.0 - 15.0	0.236 - 0.591	100	3.937	790 047 026	0.105	792 047 026
Saw blade	High-Performance	1.2 - 2.5	0.047 - 0.098	80	3.150	790 046 021	0.064	
Saw blade	High-Performance	1.2 - 2.5	0.047 - 0.098	63	2.480	790 041 034	0.040	
Saw blade	High-Performance	2.5 - 7.0	0.098 - 0.267	68	2.677	790 042 058	0.045	
Saw blade with hole	Performance	1.0 - 3.0	0.039 - 0.118	63	2.480	790 048 472	0.035	792 048 472
Saw blade with hole	Performance	1.2 - 2.5	0.047 - 0.098	63	2.480	790 041 435	0.030	792 041 435
Saw blade with hole	Performance	1.2 - 2.5	0.047 - 0.098	68	2.677	790 042 464	0.047	792 042 464
Saw blade with hole	Performance	1.5 - 2.5	0.059 - 0.098	80	3.150	790 046 422	0.052	792 046 422
Saw blade with hole	Performance	2.5 - 7.0	0.098 - 0.276	68	2.677	790 042 448	0.036	792 042 448
Saw blade with hole	Performance	2.5 - 7.0	0.098 - 0.276	80	2.953	790 043 418	0.067	792 043 418

* Can only be used for aluminum pipes

** Only for GF 6, RA 6, GF 8, GF 12 and GF 20 AVM



Weld seam saw blade bevel cutter combination (V-seam)

Saw blade bevel cutter combinations

Properties and areas of application, see page 26.
Simultaneous cutting and beveling in just seconds.

Weld seam saw blade bevel cutter combinations (V-seam)

Consisting of one saw blade and one bevel cutter each.
Individual parts can also be ordered separately.

VERSION	PIPE WALL THICKNESS		BEV-ELING ANGLE [°]	BEVELING HEIGHT MAX.		SAW BLADE Ø		CODE	KG
	[MM]	[INCH]		[MM]	[INCH]	[MM]	[INCH]		
Performance	2.5 - 7.0	.098 - .276	30	7	.276	68	2.677	790 042 161	0.108
High-Performance	2.5 - 5.0	.098 - .197	35	5	.197	68	2.677	790 042 015	0.120

Individual parts to weld seam saw blade bevel cutter combinations (V-seam)

ITEM	VERSION	CODE	KG
Saw blade for 790 044 050	Performance	790 044 040	0.027
Bevel cutter 30° for 790 044 050	Performance	790 044 049	0.065
Saw blade for 790 042 155, 790 042 157 and 790 042 161	Performance	790 042 153	0.040
Bevel cutter 30° for 790 042 161	Performance	790 042 160	0.060
Saw blade for 790 042 018, 790 042 015, 790 042 023, 790 042 013	High-Performance	790 042 016	0.040
Bevel cutter 30° for 790 042 013	High-Performance	790 042 021	0.077
Bevel cutter 35° for 790 042 015	High-Performance	790 042 014	0.060

Supporting ring for saw blade bevel cutter combinations

We recommend using 1 ring for the saw blade bevel cutter combinations.

ITEM	CODE	KG
Supporting ring	790 046 188	0.068



Press fitting saw blade bevel cutter combination

Press fitting saw blade bevel cutter combinations

Consisting of one saw blade and one bevel cutter each.
Especially suitable for pipes of metal press fitting systems.
Individual parts can also be ordered separately.

VERSION	PIPE WALL THICKNESS		BEV-ELING ANGLE [°]	BEVELING HEIGHT MAX.		SAW BLADE Ø		CODE	KG
	[MM]	[INCH]		[MM]	[INCH]	[MM]	[INCH]		
Performance	1.0 - 2.0	.039 - .079	45 / 70	0.4/1.0	.016/.039	63	2.480	790 044 046	0.090

Individual parts for press fitting saw blade bevel cutter combinations

ITEM	VERSION	CODE	KG
Saw blade for 790 044 046	Performance	790 044 040	0.027
Bevel cutter for 790 044 046	Performance	790 044 042	0.064

Chamfer cutter

Properties and areas of application, see page 26.

For realizing V-seam welding joints at pipe ends.
Instead of the saw blade the chamfer cutter is mounted on the GF/GFX pipe saw.
Reproducible weld seam preparation in just seconds.

Chamfer cutter V-seam

ITEM	BEVELING ANGLE [°]	BEVELING HEIGHT MAX.		BEVEL CUTTER Ø		CODE	KG
		[MM]	[INCH]	[MM]	[INCH]		
Economy	30.0	9.5	0.374	72	2.835	790 042 045	0.165
Economy	35.0	8.9	0.350	70	2.756	790 042 037	0.170
Economy	37.5	8.4	0.331	70	2.756	790 042 036	0.162
Performance	30.0	9.5	0.374	72	2.835	790 042 071	0.153
Performance	30.0	13.0	0.512	76	2.992	790 043 023	0.187
Performance	37.5	8.4	0.331	70	2.756	790 042 070	0.163
High-Performance	30.0	9.5	0.374	72	2.835	790 042 073	0.157



Chamfer cutter V-seam

Saw blade lubricant GF TOP

Synthetic high quality lubricant for sawing and milling.
Increases the service life of the saw blade.
Fulfills the requirements for H2 lubricants.
Thanks to the screw-on brush, simple and even lubrication of the saw blade is ensured.

ITEM	VERSION	CODE	KG
Saw blade lubricant GF TOP	Tube, 180 g	790 060 228	0.205



GF TOP

Saw blade lubricating paste GF LUB

Chlorine-free high quality lubricant for sawing and milling.
Increases the service life of the saw blade.
The ecological lubricating paste is the environment-friendly successor of ROCOL; with new name and improved quality.
GF LUB complies with latest environmental guidelines and ecological standards.

ITEM	VERSION	CODE	KG
Saw blade lubricating paste GF LUB	Tube, 160 ml	790 041 016	0.160



GF LUB



TCT Saw Blade



Diamond Cutting Blade



Cermet Saw Blade

Saw blades for SCORP machines

TCT saw blade

AREA OF APPLICATION SCORP 360 WITH TCT SAW BLADES

Plastic pipe OD		Saw blade Ø 140 mm/5.512" max. wall-thickness	
[mm]	[inch]	[mm]	[inch]
75	2.953	15.1	0.594
90	3.543	11.4	0.449
100	3.937	10.1	0.398
110	4.331	9.3	0.366
115	4.528	9.1	0.358
125	4.921	8.8	0.346
140	5.512	8.7	0.343
160	6.299	9.1	0.358
165	6.496	9.3	0.366
180	7.087	9.9	0.390
190	7.480	10.4	0.409
200	7.874	10.9	0.429
215	8.465	11.8	0.465
225	8.858	12.4	0.488
240	9.449	13.4	0.528
250	9.843	14.0	0.551
270	10.630	15.4	0.606
280	11.024	16.0	0.630
315	12.402	18.3	0.720
320	12.598	18.6	0.732
355	13.976	20.4	0.803

ITEM	CUTTABLE MATERIALS	SAW BLADE Ø		RPM MAX.	CODE	KG
		[MM]	[INCH]			
TCT Saw Blade	Steel, copper, aluminum, plastic	140	5.512	4.200	790 014 055	0.154

Diamond cutting blade

ITEM	CUTTABLE MATERIALS	SAW BLADE Ø		RPM MAX.	CODE	KG
		[MM]	[INCH]			
Diamond Cutting Blade*	Cast pipe	155	6.102	4.200	790 014 059	0.215

* Only for SCORP 360. Only while supplies last.

Cermet saw blade

ITEM	CUTTABLE MATERIALS	SAW BLADE Ø		RPM MAX.	CODE	KG
		[MM]	[INCH]			
Cermet Saw Blade	Stainless steel	140	5.512	4.200	790 014 056	0.153

PS 4.5 Plus

Portable pipe saw (electric/battery)

Burr-free, right-angled and deformation-free cutting results, low weight and ease of use at an unbeatable price are the recipe for success of the PS 4.5 Plus. The proven mobile pipe cutting machine is now also available as a battery-powered version.

The PS machine can be mounted quickly and in a space-saving manner and can be transported conveniently and operated by one person



Integrated line laser for marking cut-off points



Infeed and sawing in a single operation



High quality and long service life thanks to robust sliding elements



Mobility thanks to low machine weight, making it ideal for flexible use on the construction site



Deformation-free clamping thanks to integrated reversible clamping jaws



For cutting thin-walled pipes and for cutting pipe bends



No reworking required thanks to burr-free and right-angled cut



Electric versions with speed-controlled electric motor with constant speed control



Battery versions with powerful and environmentally friendly lithium-ion technology



Cutting thin-walled stainless steel pipes and pipe bends using the "flat cutting principle" is easier than ever before! Weighing just 23 kg, the PS 4.5 Plus is already one of the lightest machines available on the market in this application area. With the new battery-powered version, it is now just 22 kg.

"Increased safety thanks to stationary pipe and rotating tool". The proven "planetary cutting" process is an important feature that characterizes ORBITALUM pipe saws. The saw blade plunges into the cut and is guided orbitally around the pipe. The advantage of this is that a large pipe diameter can be cut with a small saw blade without heating the pipe.

A second saw blade clamping point enables pipe bends to be cut. The powerful electric motor is equipped with overload protection and is available in the voltage variants 230 V, 120 V and 110 V, 50/60 Hz. The chargers for the new battery versions are available in 230 V for the European market or 110 V for the US market.

FURTHER ADVANTAGES:

- The rotating body and the self-centering vice are made of high-quality aluminum alloys
- Corrosion prevention through cold machining process
- Multi-point clamping of the pipe
- Quick adjustment of the pipe dimension
- Long tool life
- Use of pressfitting-saw blade combinations possible*
- Speed-controlled single-phase AC motor with restart interlock
- Supplied in a handy transport case

ELECTRIC VERSIONS:

- Rotatable and removable drive
- Speed-controlled electric motor with speed stabilization
- Vario-Tacho-Constamatic (VTC) full-shaft electronics
- Setting wheel for preselecting the speed
- Robust Marathon motor

- Overload protection
- Cut-off carbon brushes
- Carbon wear indicator

BATTERY VERSIONS:

- Short overall length
- Lithium-ion technology
- Brushless motor with high performance
- No memory effect
- Individual cell monitoring in the battery pack
- Electronic overload protection with integrated temperature monitoring
- Robust battery packs with capacity indicator
- Low self-discharge
- Environmentally friendly
- AIR COOLED technology for short charging times and a long service life

* Only with the Orbitalum saw blade bevel cutter combinations, Code 790 044 046 or Code 790 044 047. Especially suitable for pipes of metal press fitting systems. Consisting of one saw blade and one bevel cutter each. Individual parts can also be ordered separately. Processable wall thickness: 1-2 mm, beveling angle: 45°/70°, beveling height: max. 0.4/1.0 mm.



Supply in hard-sided transport case with compartments for accessories, e.g. for mounting plate, tools and now also for tripods (available optionally)



Self-centering vice made of high quality aluminum alloy



Tried-and-tested planetary cutting principle: The saw blade immerses into the cut and is guided orbitally around the pipe



Including "Performance" saw blade (790 048 072) and saw blade lubricant GF TOP



Additional saw blade position for cutting off tube elbows



Tripod made of aluminum available optionally. Dismountable in few steps - for space-saving storage, e.g. in PS transport case

APPLICATION AREA		PS 4.5 Plus	PS 4.5 Plus battery
Code	[230 V]	790 048 001	
	[110 V]	790 048 002	
	[120 V]	790 048 003	
	[230 V]		790 048 004
	[115 V]		790 048 005
Outer Ø D0 pipes	[mm]	6 - 120	
	[inch]	0.236 - 4.724	
Outer Ø D0 tube elbows	[mm]	30 - 120	
	[inch]	1.181 - 4.724	
Wall thickness min. - max.	[mm]	0.6 - 3.0	
	[inch]	0.024 - 0.118	
TECHNICAL SPECIFICATIONS			
Dimensions	[mm]	480 x 230 x 600	480 x 420 x 450
	[inch]	20.9 x 9.1 x 23.6	18.9 x 16.5 x 17.7
Power	[W]	1100	1100
	[hp]	1.5	1.5
Protection class (DIN VDE 0740, protective insulated)	[Class]	II	II
Speed	[rpm]	30 - 182	1st gear: 0 - 32
			2nd gear: 0 - 118
Vibration level (DIN EN 28662, Part 1)	[m/s ²]	< 2,5	< 2,5
Sound pressure level at the workplace approx.	[dB (A)]	78	78
SCOPE OF DELIVERY			
Portable pipe saw	PCS	1	1
Clamping jaws made of hardened cast aluminum	Set	1	1
Exchangeable batteries	PCS		2
Charger	PCS		1
Hard-sided transport case	PCS	1	1
Line laser*	PCS	1	1
Saw blade (Code 790 048 072)	PCS	1	1
Tool bag incl. accessories (roll-up case Code 790 048 345)	PCS	1	1
Saw blade lubricant GF TOP (Code 790 060 228)	Tube	1	1
Operating instructions with spare parts list	set	1	1

Technical specifications are non-binding. They do not constitute any assurance of properties. We reserve the right to make changes.

*Line laser already mounted at machine on delivery



PS 4.5 Plus



PS 4.5 Plus battery



PS 4.5 Plus battery, side view

Portable pipe saw

PS 4.5 Plus (electric/battery)

Properties, application area, technical specifications and delivery scope, see page 31.

ITEM	VERSION	CODE	MACHINE WEIGHT KG	SHIPPING WEIGHT KG
PS 4.5 Plus	230 V, 50/60 Hz EU	790 048 001	23,600	39,50
PS 4.5 Plus	110 V, 50/60 Hz EU	790 048 002	23,600	39,50
PS 4.5 Plus	120 V, 50/60 Hz US	790 048 003	23,600	39,50
PS 4.5 Plus battery	230 V, 50/60 Hz EU	790 048 004	22,000	39,00
PS 4.5 Plus battery	115 V, 50/60 Hz US	790 048 005	22,000	39,00



PS 4.5 Plus

Quick-mounting plate with screw clamps

Simple and rapid mounting at workbenches without drilling.
Incl. 4 hexagon socket head screws for mounting the PS on the quick-mounting plate.

ITEM	CODE	KG
Quick-mounting plate with screw clamps	790 048 334	2,600



PS 4.5 Plus battery

Saw blades

Performance series for high-alloyed steels (special steel).
Recommended saw blades (only Ø 63 mm/2.480") for the portable pipe saws
PS 4.5 Plus.

ITEM	VERSION	PIPE WALL THICKNESS		SAW BLADE Ø		CODE	KG
		[MM]	[INCH]	[MM]	[INCH]		
Saw blade	Performance	1.0 - 3.0	0.039 - 0.118	63	2.480	790 048 072	0.035
Saw blade	Performance	0.6 - 1.2	0.024 - 0.047	63	2.480	790 041 036	0.027



Quick-mounting plate with screw clamps



Saw blade Performance




Tripod

Made of aluminum. Suitable for PS 4.5 Plus and GFX 3.0.
Simple mounting of the saws directly on the tripod without mounting plate.
Dismountable in a few steps. Storage in PS transport case possible. Space-saving - usable quickly - good handling.

ITEM	CODE	KG
Tripod for PS 4.5 Plus, GFX 3.0	790 048 390	7.400

Tube squaring technology



Comprehensive training program.

We attach great importance to the safe operation of our machines - this has the highest priority for us.

Therefore we recommend participation in a product training to learn correct and safe handling of our machines and avoid possible dangers and accidents already in advance.



If you would like to learn more about our comprehensive training program or would like information on upcoming dates for users, please contact our training team under the phone number:

+49 (0) 77 31 792-200

Or send us an e-mail to:

training@itw-ocw.com


RPG ONE, RPG 1.5

Tube squaring machines (electric/battery)

The RPG series stands for ease of use and particularly economical processing.

The domains of the RPG XS series include squaring (I-seam) thin-walled stainless steel pipes and micro-fittings, as well as unalloyed and low-alloyed steels, aluminum, titanium. The machines fit excellently in the hand and its size and weight can hardly be surpassed. Users can select the appropriate clamping collars from the range of accessories for each diameter.

For burr-free and right angled squaring and beveling of thin-walled stainless steel pipes and micro-fittings. The required, high-quality pipe end preparation, including for orbital welding!



Generates a tube squaring surface with very high surface finish	✓
Burr-free and right-angled	✓
Beveling possible with special holder (only RPG 1.5)	✓
Quick change system for tools, clamping collars and pipes	✓
Machining of thin-walled stainless steel pipes (V4A) and micro-fittings	✓
Base plate with 2 cutting edges and high-performance coating	✓
Electric versions with speed controlled electric motor with speed stabilization	✓
Battery versions with powerful and environment-friendly lithium-ion technology	✓
Portable and light machine for mobile and safe use	✓

Pipe and installation manufacturers from the high-purity gas, electronics, pharmaceuticals, food processing, beverages, solar and chemical industries benefit from the mobile, high-quality and burr-free processing of pipe ends with our RPG series.

Tools, clamping shells and pipes can be replaced with the quick change system easily and without additional accessories.

All multifunctional tools (MFW) have up to 2 cutting edges and a high-performance coating against wear. This way pipes made of unalloyed, low-alloyed and high-alloyed steels and aluminum can be processed rapidly and economically with high precision.

In case of an extension or repair of an existing plant we offer the optimum, network-independent solution for tight spaces with the **battery variant**. The battery drive has been adapted to the requirements of the customer.

The machine and accessories are supplied in a handy

transport case, including a 230 V charger for the European market or a 110 V charger for the American market.

ADDITIONAL ADVANTAGES:

- Feed with millimeter graduation for an optimum result
- No additional tools required for processing
- Modular design enables compatibility within the RPG series


ELECTRIC VERSIONS:

- Rotatable and removable drive
- Speed-controlled electric motor with speed stabilization
- Vario-Tacho-Constamatic (VTC) full-wave electronic control
- Inhibitor protection prevents an inadvertent start-up of the machine after repeated power supply or in case of voltage recovery after power failure
- Adjustment wheel for speed selection
- Robust marathon motor

- Overload protection
- Cut-off carbon brushes
- Carbon wear display

BATTERY VERSIONS:

- Short overall length
- Lithium-ion technology
- Brushless motor with high performance
- No memory effect
- Single cell monitoring in rechargeable battery pack
- Electronic overload protection with integrated temperature monitor
- Robust rechargeable battery packs with capacity indicator
- Low self-discharge
- Environmentally friendly
- AIR COOLED technology for short charging times and a long service life



Technical specifications are non-binding. They do not constitute any assurance of properties. We reserve the right to make changes.

APPLICATION AREA		RPG ONE	RPG ONE BATTERY	RPG 1.5	RPG 1.5 BATTERY
Code	[230 V]	790 036 031	790 036 021	790 037 001	790 037 011
	[115 V]	-	790 036 022	-	790 037 012
	[120 V]	790 036 032	-	790 037 002	-
	[110 V]	790 036 033	-	790 037 003	-
Pipe OD min. - max.	[mm]	3.0* - 25.4	3.0* - 25.4	3.0* - 38.1	3.0* - 38.1
	[inch]	0.118* - 1.0	0.118* - 1.0	0.118* - 1.5	0.118* - 1.5
Wall thickness max.	[mm]	2.0	2.0	3.0	3.0
	[inch]	0.079	0.079	0.118	0.118
Materials		High-alloyed steels (special steel material no. 1.40... - 1.45... according to DIN 17455 and DIN 17456), unalloyed and low-alloyed steels, aluminum.			
TECHNICAL SPECIFICATIONS		RPG ONE	RPG ONE BATTERY	RPG 1.5	RPG 1.5 BATTERY
Dimensions (LxWxH)	[mm]	390 x 70 x 200	252 x 77 x 255	400 x 160 x 350	266 x 87 x 255
	[inch]	15.4 x 2.8 x 7.9	9.9 x 3.0 x 10	15.8 x 6.3 x 13.8	10.5 x 3.4 x 10
Tool speed	[rpm]	145 - 380	0 - 500	145 - 380	0 - 500
Power	[W]	1100	-	1100	-
Exchangeable battery voltage	[V]	-	18	-	18
Capacity	[Ah]	-	4.0	-	4.0
Sound pressure level at the workplace (EN 23741)	[dB (A)]	Approx. 78	Approx. 78	Approx. 78	Approx. 78
Vibration level (EN 50144)	[m/s ²]	< 2.5	< 2.5	< 2.5	< 2.5
SCOPE OF DELIVERY		RPG ONE	RPG ONE BATTERY	RPG 1.5	RPG 1.5 BATTERY
Tube squaring machine	PCS	1	1	1	1
transport case	PCS	1	1	1	1
Exchangeable batteries	PCS	-	2	-	2
Charger	PCS	-	1	-	1
Overload fuse (square nut)	PCS	-	-	-	-
Tool holder WH (Code 790 ...)	PCS	1 (... 037 152)	1 (... 037 152)	1 (... 037 152)	1 (... 037 152)
Tool key	set	1	1	1	1
Operating instructions and spare part list	set	1	1	1	1
Base plate for battery machines is optionally available on request (Code 790 037 169)					

* Field of application with standard tool holder (Code 790 037 152) as of 6.0mm/0.236" possible. With special tool holder (Code 790 037 161) as of 3.0mm/0.118".



RPG ONE



RPG 1.5



RPG ONE battery



RPG 1.5 battery

Tube squaring machines

RPG ONE, RPG 1.5

Properties, application area, technical specifications and delivery scope, see page 37.

Special-steel clamping collars have to be ordered separately.

ITEM	VERSION	CODE	MACHINE WEIGHT KG	SHIPPING WEIGHT KG
RPG ONE	230 V, 50/60 Hz EU	790 036 031	4.140	9.600
RPG ONE	120 V, 50/60 Hz US	790 036 032	4.140	9.600
RPG ONE	110 V, 50/60 Hz EU	790 036 033	4.140	9.600
RPG ONE battery (18 V)	230 V, 50/60 Hz EU	790 036 021	2.880	8.200
RPG ONE battery (18 V)	115 V, 60 Hz US	790 036 022	2.880	8.200
RPG 1.5	230 V, 50/60 Hz EU	790 037 001	4.700	9.500
RPG 1.5	120 V, 50/60 Hz US	790 037 002	4.700	9.500
RPG 1.5	110 V, 50/60 Hz EU	790 037 003	4.700	9.500
RPG 1.5 battery (18 V)	230 V, 50/60 Hz EU	790 037 011	3.440	10.100
RPG 1.5 battery (18 V)	115 V, 60 Hz US	790 037 012	3.440	10.100



RPG ONE / RPG ONE battery



RPG 1.5 / RPG 1.5 battery

Angle drive for RPG ONE (battery) and RPG 1.5 (battery)

The angle drive is available optionally and can be mounted subsequently on the following RPG machines:

RPG ONE; RPG ONE battery; RPG 1.5; RPG 1.5 battery

The angle drive can be used to reduce the overall length to 200 mm (7.874").
The technical specifications remain unchanged.

ITEM	CODE	KG
Angle drive for RPG ONE and RPG 1.5 (battery)	790 037 400	0.475



Angle drive

TUBE SQUARING TECHNOLOGY


Special-steel clamping collars

Extremely resistant. Ensure a precise clamping of pipes and micro-fittings and a rapid clamping collar change without tools through a unique design with forcibly actuated clamping shell mechanism.


Further clamping collar dimensions are available.

Please check the outer diameter of the pipes before ordering the clamping collars.

Machine model:	Clamping length for pipes:	Clamping length for micro-fittings:
RPG ONE	10.0 mm (0,394")	4.0 mm (0,157")
RPG 1.5	15.0 mm (0,591")	4.0 mm (0,157")



Stainless-steel clamping collar
For pipes



Stainless-steel clamping collar
For micro-fittings

MACHINE TYPE		RPG ONE				RPG 1.5			
PIPE OD		PIPES		MICRO-FITTINGS		PIPES		MICRO-FITTINGS	
[MM]	[INCH]	790...	KG	790...	KG	790...	KG	790...	KG
3.00	0.118	036 232	0.118	-	-	037 220	0.300	037 300	0.225
3.18	0.125	036 201	0.119	-	-	037 221	0.308	037 301	0.227
4.00	0.157	-	-	-	-	037 222	0.310	037 302	0.226
4.78	0.188	-	-	-	-	037 223	0.310	037 303	0.234
5.00	0.197	-	-	-	-	037 224	0.308	037 304	0.228
6.00	0.236	036 213	0.117	036 304	0.066	037 225	0.310	037 305	0.220
6.35	0.250	036 202	0.118	036 301	0.066	037 226	0.306	037 306	0.460
7.00	0.276	036 214	0.118	-	-	037 257	0.306	037 333	-
8.00	0.315	036 215	0.118	036 307	0.065	037 227	0.299	037 307	0.223
9.00	0.354	-	-	-	-	037 254	0.280	-	-
9.53	0.375	036 203	0.115	036 302	0.064	037 228	0.297	037 308	0.300
10.00	0.394	036 204	0.115	036 305	0.065	037 229	0.298	037 309	0.222
10.10	0.398	036 222	0.114	-	-	-	-	-	-
11.00	0.433	036 226	0.112	-	-	037 293	0.252	-	-
11.11	0.437	-	-	-	-	037 255	0.295	-	-
12.00	0.472	036 205	0.112	036 306	0.064	037 230	0.293	037 310	0.220
12.10	0.476	036 223	0.111	-	-	-	-	-	-
12.50	0.492	-	-	-	-	-	-	037 317	0.220
12.70	0.500	036 206	0.111	036 303	0.062	037 231	0.292	037 311	0.220
13.00	0.512	-	-	-	-	037 232	0.295	-	-
13.20	0.520	-	-	-	-	037 263	0.290	-	-
13.50	0.531	036 227	0.110	-	-	037 233	0.290	-	-
14.00	0.551	036 228	0.108	-	-	037 234	0.288	-	-
14.10	0.555	036 224	0.107	-	-	-	-	-	-
14.30	0.563	-	-	-	-	037 253	0.289	-	-
14.70	0.579	-	-	-	-	037 290	0.287	-	-
15.00	0.591	036 216	0.107	-	-	037 235	0.287	-	-
15.30	0.602	-	-	-	-	037 259	0.287	-	-
15.60	0.614	036 225	0.105	-	-	-	-	-	-
15.70	0.618	-	-	-	-	037 291	0.284	-	-
15.88	0.625	036 211	0.105	-	-	037 236	0.285	-	-
16.00	0.630	036 212	0.104	-	-	037 237	0.285	-	-
17.00	0.670	036 221	0.103	-	-	037 256	0.280	-	-
17.08	0.672	-	-	-	-	037 260	0.281	-	-
17.20	0.677	036 207	0.104	-	-	037 238	0.300	037 312	0.220
18.00	0.709	036 217	0.102	-	-	037 239	0.280	-	-
19.00	0.748	-	-	-	-	037 240	0.275	037 314	0.216
19.05	0.750	036 208	0.100	-	-	037 241	0.274	037 315	0.215
20.00	0.787	036 230	0.096	-	-	037 242	0.272	-	-
21.00	0.827	-	-	-	-	037 294	0.270	-	-
21.20	0.835	-	-	-	-	-	-	037 313	0.213
21.30	0.839	036 209	0.094	036 317	0.057	037 243	0.270	037 318	0.212
21.70	0.854	036 220	0.093	-	-	037 261	0.270	-	-
22.00	0.866	036 218	0.093	-	-	037 244	0.264	-	-
22.22	0.875	-	-	-	-	037 292	0.270	-	-
23.00	0.906	036 219	0.085	-	-	037 245	0.255	-	-
24.00	0.945	-	-	-	-	037 246	0.256	-	-
25.00	0.984	036 231	0.081	-	-	037 247	0.252	-	-
25.40	1.000	036 210	0.083	-	-	037 248	0.240	-	-
26.90	1.059	-	-	-	-	037 249	0.260	-	-
27.00	1.063	-	-	-	-	037 264	0.260	-	-

TUBE SQUARING TECHNOLOGY

MACHINE TYPE		RPG ONE				RPG 1.5			
PIPE OD		PIPES		MICRO-FITTINGS		PIPES		MICRO-FITTINGS	
[MM]	[INCH]	790...	KG	790...	KG	790...	KG	790...	KG
27.20	1.071	-	-	-	-	037 262	0.260	-	-
28.00	1.102	-	-	-	-	037 250	0.240	-	-
29.00	1.142	-	-	-	-	037 251	0.232	-	-
30.00	1.181	-	-	-	-	037 252	0.228	-	-
31.75	1.250	-	-	-	-	037850	0.229	-	-
31.80	1.252	-	-	-	-	037 280	0.230	-	-
32.00	1.260	-	-	-	-	037 258	0.226	-	-
33.40	1.315	-	-	-	-	037 281	0.220	-	-
33.70	1.327	-	-	-	-	037 282	0.218	-	-
34.00	1.339	-	-	-	-	037 283	0.215	-	-
35.00	1.377	-	-	-	-	037 284	0.210	-	-
36.00	1.417	-	-	-	-	037 285	0.204	-	-
38.00	1.496	-	-	-	-	037 286	0.199	-	-
38.10	1.500	-	-	-	-	037 287	0.194	-	-



Tool holder WH

Tool holder WH

For max. wall thickness 3 mm.

Application area Tool holder	Machine method		Beveling angle [°]		Pipe OD	
	Squaring	Beveling			RPG ONE (battery)	RPG 1.5 (battery)
WH12-I/Standard* Code 790 037 152	x	-	-	[mm] [inch]	6.0 - 25.4 0.236 - 1.0	6.0 - 38.1 0.236 - 1.5
WH12-I Code 790 037 161	x	-	-	[mm] [inch]	3.0 - 6.0 0.118 - 0.236	3.0 - 6.0 0.118 - 0.236
WH12-I/Micro-fittings** Code 790 037 156	x	-	-	[mm] [inch]	- -	3.0 - 21.2 0.118 - 0.84
WH3-V-30*** Code 790 037 158	-	x	30°	[mm] [inch]	- -	max. 35.0 max. 1,378
WH3-V-35*** Code 790 037 159	-	x	35°	[mm] [inch]	- -	max. 33.7 max. 1,327
WH3-V-45*** Code 790 037 157	-	x	45°	[mm] [inch]	- -	max. 33.7 max. 1,327

ITEM	CODE	KG
Standard tool holder WH12-I*	790 037 152	0.040
Special tool holder WH12-I	790 037 161	0.026
Special tool holder micro-fittings WH12-I**	790 037 156	0.100
Tool holder WH3-V-30***	790 037 158	0.024
Tool holder WH3-V-35***	790 037 159	0.024
Tool holder WH3-V-45***	790 037 157	0.022

* Included in the standard scope of delivery.

** Only to be used with special steel clamping collars for micro-fittings.

*** Cannot be used with the RPG ONE.



Multifunctional tool MFW

Multifunctional tool MFW

With 2 cutting edges and process-specific tool wear protective coating.
Can be used with all the machines of the RPG series.

ITEM	QUAN- TITY	CODE	KG
Multifunctional tool MFW-P-2	10	790 038 315	0.045
Torx screw	1	790 086 220	0.002

RPG 3.0 (battery), RPG 4.5 (S), RPG 8.6

Tube squaring machines

In manual welding technology a high quality pipe end processing is desirable for economical reasons. In automated welding, also called "orbital welding", the high quality of pipe end processing is required for technical reasons. For this weld seam preparation Orbitalum has developed the tube squaring machines RPG 3.0 (battery), RPG 4.5, RPG 4.5 S and RPG 8.6. The optimum solution for the required, high quality pipe end preparation for orbital welding.



Generates a tube squaring surface with very high surface finish	✓
Burr-free and right-angled	✓
Beveling possible with special holder (not with RPG 4.5 S)	✓
Quick change system for tools, clamping collars and pipes	✓
Machining of thin-walled stainless steel pipes (V4A)	✓
Base plate with 2 cutting edges and high-performance coating	✓
Speed-controlled electric motor	✓
Feed with millimeter graduation for an optimum result	✓
Portable and light machine for mobile and safe use	✓

With the RPG 3.0 (battery) the user can process pipes with an outer diameter of 6.0 mm – 77.0 mm with high precision. The RPG 4.5 can process pipe ends rapidly, burr-free and absolutely right-angled up to 114.4 mm (4.5") and the RPG 8.6 up to 219.1 mm (8.6").

Low operating costs are a huge advantage when processing pipes. The symmetrical, exchangeable special steel and aluminum clamping collars (not for RPG 4.5 S) can be easily and rapidly exchanged in a short amount of time and without tools. A dimension exchange does not require much more time. Thanks to the ergonomic machine design the user can work in a convenient and time-saving manner.

The multifunctional tools (MFW) have 2 cutting edges and a high-performance coat-

ing against wear. This way pipes made of unalloyed, low-alloyed and high-alloyed steels and aluminum can be processed rapidly and economically with high precision. The system enables clean and safe working.

The RPG 3.0, RPG 4.5 (S) and RPG 8.6 is equipped with a high-quality powerful drive in 230 volt, 120 volt and 110 volt versions.

The RPG 3.0 is also available as battery versions (230 V or 115 V), with powerful and environmentally-friendly lithium-ion technology. Machine and accessories are supplied in a robust hard-sided transport case.


ADDITIONAL SPECIFICATIONS OF THE RPG 4.5 S:

The tube squaring machine **RPG 4.5 S** is characterized by its universal vice-clamping system: With this special economical alternative to other conventional dimension-specific clamping collars, pipes can be clamped and processed in the easiest way possible.

- Integrated clamping jaws made of annealed cast aluminum for different pipe diameters
- High cost effectiveness, since no dimension-specific clamping collars required
- Multipoint clamping of the pipe



Delivery in hard-sided transport case



Including tool holder WH and multi-functional tool MFW. Large selection of clamping collars is available – separately.



Burr-free and right-angled



Quick change system for tools, clamping collars and pipes



Application: Pipe and plant manufacturers for high-purity gas, electronics, pharmaceuticals, food processing, beverages, solar as well as chemical industries

APPLICATION AREA		RPG 3.0	RPG3.0 AKKU	RPG 4.5	RPG 4.5 S	RPG 8.6
Code	[230 V]	790 031 001	790 031 011	790 038 001	790 038 011	790 039 001
	[110 V]	790 031 003	-	790 038 003	-	790 039 003
	[120 V]	790 031 002	-	790 038 002	790 038 012	790 039 002
	[115 V]	-	790 031 012	-	-	-
Pipe OD	[mm]	6.0 - 77.0	6.0 - 77.0	12.7 - 114.3	12.7 - 114.3	50.8 - 219.1
	[inch]	0.24 - 3.0	0.24 - 3.0	0.5 - 4.5	0.5 - 4.5	2 - 8.6
Wall thickness max.	[mm]	3.0	3.0	3.0	3.0	3.6
	[inch]	0.118	0.118	0.118	0.118	0.142
Materials		High-alloyed steels (special steel material no. 1.40... - 1.45... according to DIN 17 455 and DIN 17 456), unalloyed and low-alloyed steels, aluminum. Others on request.				
TECHNICAL SPECIFICATIONS		RPG 3.0	RPG3.0 AKKU	RPG 4.5	RPG 4.5 S	RPG 8.6
Dimensions (with drive)	[mm]	460 x 245 x 185	316 x 242 x 185	460 x 260 x 230	610 x 380 x 270	500 x 350 x 350
	[inch]	18,1 x 9,6 x 7,3	12,4 x 9,5 x 7,3	18,1 x 10,2 x 9,1	24 x 15 x 10,6	19,7 x 13,8 x 13,8
Power	[W]	1100	-	1100	1100	1100
Protection class	[Class]	II	II (charger)	II	II	II
Speed (max. idle speed)	[min ⁻¹]	8 - 52	0-30 (1st gear)	8 - 52	8 - 52	7 - 18
Vibration level (EN 60745)	[m/s ²]	< 2,5	< 2,5	< 2,5	< 2,5	< 2,5
Sound pressure level at the workplace (EN 23741)	[dB (A)]	During idling approx. 83	During idling approx. 83	During idling approx. 83	During idling approx. 83	During idling approx. 83
SCOPE OF DELIVERY		RPG3.0	RPG3.0 AKKU	RPG 4.5	RPG 4.5 S	RPG 8.6
Tube squaring machine	PCS	1	1	1	1	1
Hard-sided transport case	PCS	1	1	1	1	1
Tool holder WH (Code 790 038 320)	PCS	1	1	1	1	1
Overload fuse (square nut)	PCS	1	1	1	1	1
Tool key	set	1	1	1	1	1
Operating instructions and spare part list	set	1	1	1	1	1

Technical specifications are non-binding. They do not constitute any assurance of properties. We reserve the right to make changes.



RPG 4.5



RPG 4.5 S



RPG 8.6



RPG 3.0



RPG 3.0 battery

Tube squaring machines

RPG 3.0 (battery), RPG 4.5, RPG 4.5 S, RPG 8.6

Properties, application area, technical specifications and delivery scope, see page 43.

Clamping collars have to be ordered separately.

ITEM	VERSION	CODE	MACHINE WEIGHT KG	SHIPPING WEIGHT KG
RPG 3.0	230 V, 50/60 Hz EU	790 031 001	7.800	16.300
RPG 3.0	110 V, 50/60 Hz EU	790 031 003	7.800	16.300
RPG 3.0	120 V, 50/60 Hz US	790 031 002	7.800	16.300
RPG 3.0 battery	(18 V), 230 V, 50/60 Hz EU	790 031 011	7.100	16.800
RPG 3.0 battery	(18 V), 115 V, 50/60 Hz US	790 031 012	7.100	16.800
RPG 4.5	230 V, 50/60 Hz EU	790 038 001	10.500	19.400
RPG 4.5	110 V, 50/60 Hz EU	790 038 003	10.500	19.400
RPG 4.5	120 V, 50/60 Hz US	790 038 002	10.500	19.400
RPG 4.5 S	230 V, 50/60 Hz EU	790 038 011	23.000	34.000
RPG 4.5 S	120 V, 50/60 Hz US	790 038 012	23.000	34.000
RPG 8.6	230 V, 50/60 Hz EU	790 039 001	20.500	32.000
RPG 8.6	110 V, 50/60 Hz EU	790 039 003	20.500	32.000
RPG 8.6	120 V, 50/60 Hz US	790 039 002	20.500	32.000



RPG 4.5



RPG 4.5 S



RPG 8.6

TUBE SQUARING TECHNOLOGY


Clamping collars

Extremely resistant. The clamping collar with click mechanism guarantees precise clamping of pipes and rapid clamping collar change without tools. Further clamping collar dimensions are available.

Please check the outer diameter of the pipes before ordering the clamping collars.



Special-steel clamping collar for RPG 3.0 (battery)



Special-steel clamping collar for RPG 4.5



Aluminum clamping collar for RPG 8.6

Machine model:	Clamping lengths:
RPG 3.0	19.9 mm (0,783")
RPG 4.5	24.9 mm (0,980")
RPG 8.6	39.9 mm (1,571")

CAN BE USED WITH:		RPG 3.0 (BATTERY)		RPG 4.5		RPG 8.6	
PIPE OD		STAINLESS STEEL		STAINLESS STEEL		ALUMINUM	
[MM]	[INCH]	CODE	KG	CODE	KG	CODE	KG
6.35	0.25	790 031 239	-	-	-	-	-
10.00	0.394	790 031 243	1,300	-	-	-	-
12.00	0.472	790 031 244	1,300	790 038 454	2,170	-	-
12.70	0.500	790 031 232	1,245	790 038 438	2,177	-	-
13.00	0.512	790 031 259	1,300	790 038 439	2,176	-	-
13.50	0.531	790 031 267	1,300	790 038 440	2,175	-	-
14.00	0.551	790 031 272	-	790 038 441	2,174	-	-
16.00	0.630	790 031 273	-	790 038 442	2,168	-	-
17.20	0.677	790 031 260	1,300	790 038 443	2,164	-	-
18.00	0.709	790 031 274	-	790 038 444	2,161	-	-
19.00	0.748	790 031 264	1,200	790 038 445	2,150	-	-
19.05	0.750	790 031 233	1,225	790 038 446	2,157	-	-
20.00	0.787	790 031 275	-	790 038 447	2,153	-	-
21.30	0.839	790 031 245	1,200	790 038 448	2,100	-	-
22.00	0.866	790 031 268	1,300	790 038 449	2,144	-	-
22.22	0.875	-	-	790 038 050	2,195	-	-
23.00	0.906	790 031 265	-	790 038 450	2,140	-	-
24.00	0.945	-	-	790 038 451	2,133	-	-
25.00	0.984	790 031 231	-	790 038 452	2,127	-	-
25.25	0.994	-	-	790 038 049	2,180	-	-
25.40	1.000	790 031 234	1,195	790 038 051	2,180	-	-
26.90	1.059	790 031 246	1,200	790 038 400	2,090	-	-
27.20	1.071	-	-	790 038 468	2,165	-	-
28.00	1.102	790 031 263	-	790 038 401	2,110	-	-
29.00	1.142	790 031 261	1200	790 038 402	2,105	-	-
30.00	1.181	-	-	790 038 403	2,095	-	-
31.75	1.250	790 031 241	1,200	790 038 052	1,865	-	-
31.80	1.252	-	-	790 038 404	2,080	-	-
32.00	1.260	-	-	790 038 455	2,080	-	-
33.00	1.299	-	-	790 038 465	2,120	-	-
33.40	1.315	790 031 254	1,130	790 038 405	2,040	-	-
33.70	1.327	790 031 247	1,200	790 038 406	2,060	-	-
34.00	1.339	790 031 269	1,300	790 038 407	2,115	-	-
35.00	1.377	790 031 266	-	790 038 408	2,050	-	-
36.00	1.417	-	-	790 038 409	2,044	-	-
38.00	1.496	790 031 250	1,200	790 038 410	2,025	-	-
38.10	1.500	790 031 225	1,200	790 038 053	2,020	-	-
40.00	1.575	790 031 270	1,300	790 038 411	2,000	-	-
41.00	1.614	790 031 220	1,160	790 038 412	1,990	-	-
42.00	1.654	-	-	790 038 413	1,976	-	-
42.16	1.660	790 031 255	-	790 038 414	1,950	-	-
42.40	1.669	790 031 221	1,100	790 038 415	1,965	-	-
42.70	1.681	-	-	790 038 416	1,950	-	-
44.45	1.750	-	-	790 038 417	1,955	-	-
44.50	1.752	790 031 229	1,045	790 038 418	1,955	-	-
45.00	1.772	-	-	790 038 419	1,948	-	-
48.00	1.890	790 031 262	-	790 038 464	1,960	-	-
48.26	1.900	790 031 256	-	790 038 420	1,880	-	-
48.30	1.902	790 031 222	1,100	790 038 421	1,905	-	-
48.60	1.913	-	-	790 038 422	1,875	-	-
50.00	1.969	790 031 251	1,050	790 038 456	1,880	-	-

TUBE SQUARING TECHNOLOGY

CAN BE USED WITH:		RPG 3.0 (BATTERY)		RPG 4.5		RPG 8.6	
PIPE OD		STAINLESS STEEL		STAINLESS STEEL		ALUMINUM	
[MM]	[INCH]	CODE	KG	CODE	KG	CODE	KG
50.80	2.000	790 031 223	0,975	790 038 054	1,895	790 039 260	4,500
51.00	2.008	790 031 248	1,200	790 038 423	1,870	-	-
52.00	2.047	-	-	790 038 424	1,850	-	-
53.00	2.087	790 031 224	1,0	790 038 425	1,835	-	-
54.00	2.126	790 031 258	1,200	790 038 426	1,827	-	-
55.00	2.165	790 031 228	0,910	-	-	-	-
57.00	2.244	790 031 230	0,895	790 038 457	1,780	790 039 265	4,000
60.00	2.362	-	-	790 038 469	1,780	-	-
60.30	2.374	790 031 227	0,850	790 038 427	1,700	-	-
60.45	2.380	-	-	790 038 428	1,726	-	-
60.50	2.382	-	-	790 038 429	1,695	-	-
63.00	2.480	-	-	790 038 461	1,725	-	-
63.50	2.500	790 031 226	0,805	790 038 055	1,670	-	-
65.00	2.559	-	-	790 038 463	1,700	-	-
70.00	2.756	790 031 237	0,700	790 038 430	1,545	-	-
73.03	2.875	790 031 257	0,645	790 038 453	1,460	-	-
73.15	2.880	-	-	790 038 431	1,482	-	-
75.00	2.953	-	-	790 038 462	1,490	-	-
76.10	2.996	790 031 238	0,590	790 038 432	1,420	-	-
76.20	3.000	790 031 236	0,600	790 038 056	1,420	790 039 261	4,200
76.30	3.004	-	-	790 038 433	1,390	-	-
80.00	3.150	-	-	790 038 466	1,390	790 039 308	-
85.00	3.346	-	-	790 038 434	1,220	-	-
85.90	3.382	-	-	790 038 435	1,124	-	-
88.90	3.500	-	-	790 038 057	1,130	790 039 264	4,000
89.10	3.508	-	-	790 038 436	1,100	-	-
90.00	3.543	-	-	790 038 467	1,150	-	-
101.60	4.000	-	-	790 038 058	0,800	790 039 252	3,800
104.00	4.094	-	-	790 038 437	0,740	790 039 309	2,500
108.00	4.252	-	-	790 038 458	0,620	790 039 266	3,750
114.30	4.500	-	-	790 038 059	0,435	790 039 256	3,500
127.05	5.002	-	-	-	-	790 039 262	3,420
133.00	5.236	-	-	-	-	790 039 267	2,980
139.70	5.500	-	-	-	-	790 039 259	3,100
141.30	5.563	-	-	-	-	790 039 257	2,900
152.40	6.000	-	-	-	-	790 039 253	2,700
159.00	6.260	-	-	-	-	790 039 268	2,500
168.30	6.625	-	-	-	-	790 039 254	2,300
193.70	7.626	-	-	-	-	790 039 269	3,500
197.00	7.756	-	-	-	-	790 039 263	1,530
203.20	8.000	-	-	-	-	790 039 258	1,350
219.10	8.625	-	-	-	-	790 039 255	0,600

TUBE SQUARING TECHNOLOGY



Tool holder WH

Tool holder WH

Incl. Torx fastening screw M4x10 (790 086 220).

Beveling with the RPG 4.5 S is not recommended.

Application area Tool holder	Machine method		Beveling angle [°]
	Squaring	Beveling	
Tool holder WH12-I	x	-	-
Tool holder WH12-V-30°	-	x	30
Tool holder WH12-V-35°	-	x	35
Tool holder WH12-V-45°	-	x	45
Tool holder WH12-U-20°	-	x	20

ITEM	CODE	KG
Tool holder WH12-I	790 038 320	0.025
Tool holder WH12-V-30°	790 038 329	0.034
Tool holder WH12-V-35°	790 038 282	0.054
Tool holder WH12-V-45°	790 038 280	0.044
Tool holder WH12-U-20°	790 038 326	0.031




Multifunctional tool MFW

Multifunctional tool MFW

With 2 cutting edges and process-specific tool wear protective coating.
Can be used with all the machines of the RPG series.

ITEM	QUAN- TITY	CODE	KG
Multifunctional tool MFW-P-2	10	790 038 315	0.045
Torx screw	1	790 086 220	0.002

Technique de chanfreinage



Accessories for BRB and REB machines

Tool holder WH

Incl. Torx screw. Combination possibilities of tool holders and multifunctional tools, see page 53.

ITEM	WELD	CAN BE USED WITH MACHINE	HEIGHT [MM]	HEIGHT [INCH]	CODE	KG
WH12-I	I	BRB 4	20	0.787	790 086 210	0.035
WH12-I / short	I	BRB 4	14	0.551	790 086 281	0.032
WH15-I	I	BRB 4 / REB	20	0.787	790 092 202	0.100
WH15-I	I	BRB 4 / REB	27	1.063	790 092 204	0.100
WH15-I**	I	BRB 4 / REB	16.5 - 23	0.650 - 0.906	790 093 410	0.247
WH30-I	I	REB	20	0.787	790 093 202	0.166
WH30-I	I	REB	27	1.063	790 093 204	0.235
WH12-V-30°	V/Y	BRB 4	-	-	790 086 214	0.040
WH12-V-30° / short	V	BRB 4	-	-	790 086 282	0.036
WH12-V-37.5°	V/Y	BRB 4	-	-	790 086 216	0.040
WH12-V-45°	V/Y	BRB 4	-	-	790 086 474	0.052
WH12-V-80°	V/Y	BRB 4 / REB	-	-	790 093 462	0.115
WH12-V-35°	V/Y	BRB 4	-	-	790 086 272	0.048
WH15-V-30°	V/Y	BRB 4 / REB	-	-	790 092 210	0.100
WH15-V-37.5°	V/Y	BRB 4 / REB	-	-	790 092 216	0.100
WH12-V-37.5° / short	V	BRB 4	-	-	790 086 283	0.035
WH15-V-45°	V/Y	BRB 4 / REB	-	-	790 092 218	0.144
WH15-V-60°	V/Y	BRB 4 / REB	-	-	790 092 212	0.100
WH30-V-15°	V/Y	REB	-	-	790 093 468	0.200
WH30-V-30°	V/Y	REB	-	-	790 093 210	0.192
WH30-V-37.5°	V/Y	REB	-	-	790 093 216	0.199
WH30-V-40°	V/Y	REB	-	-	790 093 510	0.237
WH30-V-45°	V/Y	REB	-	-	790 093 404	0.204
WH12-U-10°	U	BRB 4	-	-	790 086 208	0.044
WH12-U-15°	U	BRB 4 / REB	-	-	790 086 213	0.044
WH12-U-20°	U	BRB 4	-	-	790 086 224	0.047
WH12-U-20° / large clamping surface	U	BRB 4 / REB	-	-	790 086 476	0.091
WH12-U-25°	U	BRB 4	-	-	790 086 212	0.051
WH30-U-7°	U	BRB 4 / REB	-	-	790 093 408	0.206
WH30-U-10°	U	BRB 4 / REB	-	-	790 093 220	0.174
WH30-U-14°	U	REB	-	-	790 093 474	0.190
WH30-U-20°	U	BRB 4 / REB	-	-	790 093 218	0.184
WH30-U-25°	U	REB	-	-	790 093 478	0.165
WH5-ID-14°	ID	BRB 4 / REB	-	-	790 093 406	0.139
WH5-ID-45°***	ID	BRB 4 / REB	-	-	790 086 218	0.055
WH10-ID-5° / long	ID	BRB 4 / REB	-	-	790 093 400	0.152
WH10-ID-14°	ID	BRB 4 / REB	-	-	790 093 402	0.160
WH10-ID-14° / 30 mm deep	ID	BRB 4 / REB	-	-	790 093 466	0.265
WH12-ID-10° / from ID 50	ID	BRB 4 / REB	-	-	790 086 280	0.060
WH10-ID-30°	ID	BRB 4 / REB	-	-	790 093 493	0.100
WH10-ID-45°	ID	REB	-	-	790 093 494	0.107
WH10-ID-80°***	ID	BRB 4	-	-	790 086 275	0.075
WH10-AD-10°	OD	BRB 4	-	-	790 086 276	

* Special holder for squaring pipes in pipe sheets.

** Tool holder WH, adjustable for I-seam. The scope of delivery includes: Adjustable tool holder, multifunctional tool MFW 15-V /I-4 (Code 790 093 037), Torx screws, adjustment plates.

*** Tool holder WH for cutting pipes from pipe sheets.



WH12-I



WH15-I**



WH15-V-30°



WH12-U-15°



WH5-ID-14°

Multifunctional tools MFW "High-Performance"

Turning plate tools with 2 or 4 cutting edges coated with a high-performance tool wear protective coating. Can be used for pipes made of high-alloyed steel (special steel), low-alloy and unalloyed steel, aluminum as well as cast materials.

ITEM	VERSION	FOR WALL THICKNESSES		CAN BE USED WITH WH/FOR JOINT FORM	CAN BE USED WITH	CODE	KG
		[MM]	[INCH]				
MFW5-U-2-R0,4	High-Performance	max. 6	max. 0.236	WH5-I and WH5-U-20° with radius 0.4mm	BRB 2	790 085 030	0.002
MFW5-U-2-R2	High-Performance	max. 6	max. 0.236	WH5-I and WH5-U-20° with radius 2 mm	BRB 2	790 085 032	0.002
MFW30-V /I-4	High-Performance	2 - 30	0,079 - 1,181	V, Y, I	REB	790 093 033	0.055
MFW30-U-4-R5	High-Performance	2 - 30	0,079 - 1,181	V, Y, I, U with radius 5 mm	REB	790 093 034	0.055
MFW30-U-4-R2	High-Performance	2 - 30	0,079 - 1,181	V, Y, I, U with radius 2 mm	REB	790 093 035	0.060
MFW30-U-4-R0,4	High-Performance	2 - 30	0,079 - 1,181	V, Y, I, U with radius 0.4mm	REB	790 093 042	0.060
MFW4-I-2	High-Performance	max. 4	max. 0.157	WH4-I-2 (special bracket)	BRB 2	790 085 031	0.002
MFW15-V /I-4	High-Performance	2 - 15	0,079 - 0,591	V, Y, I	BRB 4 / REB	790 093 037	0.055
MFW12-V /I-2	High-Performance	2 - 12	0,079 - 0,472	V, Y, I, U with radius 1.2 mm	BRB 4	790 086 060	0.003
MFW12-U-2-R2	High-Performance	2 - 12	0,079 - 0,472	V, Y, I, U with radius 2 mm	BRB 4	790 086 064	0.003
MFW5-ID-2-R0,4 (14°)	High-Performance	-	-	WH5-ID-14° with radius 0.4mm	BRB 4 / REB	790 093 039	0.003
MFW5-ID-2-R0,4 (45°)	High-Performance	-	-	WH5-ID-45° with radius 0.4mm	BRB 4 / REB	790 086 061	0.002
MFW10-ID-2-R0,4 (80°)	High-Performance	-	-	WH10-ID-80° with radius 0.4mm	BRB 4	790 086 062	0.002
MFW10-ID-2-R0,8 (14°)	High-Performance	-	-	WH10-ID-14° with radius 0.8 mm	REB	790 093 038	0.002
MFW10-ID-2-R3 (14°)	High-Performance	-	-	WH10-ID-14° with radius 3 mm	REB	790 093 041	0.004



Feed ratchet for BRB 4



Balancer spring



Cooling cutting material KSS-TOP



Pipe elbow clamp



Clamping wedge set optional

Feed ratchet for BRB 4

Specifically for use in tight spaces, such as when cutting finned pipes.

ITEM	CODE	KG
Feed ratchet for BRB 4	790 086 127	0.420

Balancer spring

For load-free hanging of BRB machines. Ideal for series processing! Using a balancer enables optimal processing results from relaxed and fatigue-free work with longer work duration, and at the same time ensures more safety for the user (machine is safeguarded from falling).

ITEM	CODE	KG
Balancer spring	832 030 002	3.800

Cooling cutting material KSS-TOP

The water-soluble, fully synthetic fluid increases the tool service lives of the turning plates. Has good corrosion protection characteristics. Was developed to drinking water requirements in accordance with the DVGW work sheet W521 (thread-cutting materials for drinking water installation) and corresponds in essential respects to these specifications. Is biologically readily degradable (OECD 302 B).

ITEM	VERSION	CODE	KG
Cooling cutting material KSS-TOP	Pump sprayer with 500 ml	790 060 226	0.630
Cooling cutting material KSS-TOP refill canister	Canister with 10 l	790 060 227	11.000

Tube elbow tensioner

For processing pipe elbows with the REB 6 with an ID of 75 to 157 mm (2.953" - 6.181").

Scope of delivery:

- 1 hard-sided transport case
- 1 mast with clamping device for pipe elbows
- 1 aligning tool
- 8 clamping inserts with 3 pins each for the dimension range 75 - 157 mm (2.953" - 6.181")

ITEM	CODE	KG
Tube elbow tensioner for REB 6 complete	790 093 015	9.900

Clamping wedge sets optional

For extending the dimension of the standard REB machines.

ITEM	CAN BE USED WITH	PIPE ID [MM]	PIPE ID [INCH]	CODE	KG
Clamping wedge sets	REB 6	155 - 166	6.102 - 6.535	790 093 295	1.300

Combination possibilities of tool holders WH and multifunctional tool MFW for REB and BRB machines

Tools for weld seam preparation "I-seam"			
CODE	TOOL HOLDER	TORX SCREWS	FITTING MFWs
790 086 210	WH 12-I-H 20 mm	790 086 220	790 086 060 with R 1.2
790 086 281	WH 12-I / short	790 086 220	790 086 060 with R 1.2
790 092 202	WH 15-I-H 20 mm	790 093 226	790 093 037 with R 0
790 092 204	WH 15-I-H 27 mm	790 093 226	790 093 037 with R 0
790 093 202	WH 30-I-H 20 mm	790 093 226	790 093 033 with R 0
790 093 204	WH 30-I-H 27 mm	790 093 226	790 093 033 with R 0
790 093 410	WH 15-I-H 16.5-23 mm (adjustable)	790 093 226 / 790 093 425	790 093 037 with R 0
Tools for weld seam preparation "V-seam" and "Y-seam"			
CODE	TOOL HOLDER	TORX SCREWS	FITTING MFWs
790 086 214	WH 12-V-30°	790 086 220	790 086 060 with R 1.2
790 086 282	WH 12-V-30° / short	790 086 220	790 086 060 with R 1.2
790 086 272	WH 12-V-35°	790 086 220	790 086 060 with R 1.2
790 086 216	WH 12-V-37.5°	790 086 220	790 086 060 with R 1.2
790 086 283	WH 12-V-37.5° / short	790 086 220	790 086 060 with R 1.2
790 086 474	WH 12-V-45°	790 086 022	790 086 060 with R 1.2
790 093 462	WH 12-V-80°	790 086 220	790 086 060 with R 1.2
790 092 210	WH 15-V-30°	790 093 226	790 093 037 with R 0
790 092 216	WH 15-V-37.5°	790 093 226	790 093 037 with R 0
790 092 218	WH 15-V-45°	790 093 226	790 093 037 with R 0
790 092 212	WH 15-V-60°	790 093 226	790 093 037 with R 0 / 790 093 047
790 093 468	WH 30-V-15°	790 093 226	
790 093 210	WH 30-V-30°	790 093 226	790 093 033 with R 0 / 790 093 043
790 093 216	WH 30-V-37.5°	790 093 226	790 093 033 with R 0 / 790 093 043
790 093 404	WH 30-V-45°	790 093 226	790 093 033 with R 0 / 790 093 043
790 093 470	WH 30-V-50°	790 093 226	790 093 033 with R 0 / 790 093 043
790 093 472	WH 30-V-55°	790 093 226	790 093 033 with R 0 / 790 093 043
Tools for weld seam preparation "U-seam"			
CODE	TOOL HOLDER	TORX SCREWS	FITTING MFWs
790 086 208	WH 12-U-10°	790 086 220	790 086 060 with R 1.2 / 790 086 064 with R 2
790 086 213	WH 12-U-15°	790 086 220	790 086 060 with R 1.2 / 790 086 064 with R 2
790 086 224	WH 12-U-20°	790 086 220	790 086 060 with R 1.2 / 790 086 064 with R 2
790 086 476	WH 12-U-20° large clamping surface	790 086 220	790 086 060 with R 1.2 / 790 086 064 with R 2
790 086 212	WH 12-U-25°	790 086 220	790 086 060 with R 1.2 / 790 086 064 with R 2
790 093 408	WH 30-U-7°	790 093 226	790 093 034 with R 5 / 790 093 035 with R 2
790 093 220	WH 30-U-10°	790 093 226	790 093 034 with R 5 / 790 093 035 with R 2
790 093 474	WH 30-U-14°	790 093 226	790 093 034 with R 5 / 790 093 035 with R 2
790 093 468	WH 30-V/U-15°	790 093 226	790 093 034 with R 5 / 790 093 035 with R 2
790 093 218	WH 30-U-20°	790 093 226	790 093 034 with R 5 / 790 093 035 with R 2
790 093 478	WH 30-U-25°	790 093 226	790 093 034 with R 5 / 790 093 035 with R 2
Tools for "Beveling/inside turning"			
CODE	TOOL HOLDER	TORX SCREWS	FITTING MFWs
790 093 406	WH 5-ID-14°	790 093 224	790 093 039 with R 0.4
790 086 218	WH 5-ID-45°	790 093 224	790 086 061 with R 0.4
790 093 400	WH 10-ID-5° / long	790 093 225	790 093 038 with R 0.8 / 790 093 041 with R 3
790 093 402	WH 10-ID-14°	790 093 225	790 093 038 with R 0.8 / 790 093 041 with R 3
790 093 466	WH 10-ID-14° / 30 mm deep	790 093 225	790 093 038 with R 0.8 / 790 093 041 with R 3
790 086 296	WH 10-ID-60°	790 093 225	790 093 038 with R 0.8 / 790 093 041 with R 3
790 086 275	WH 10-ID-80°	790 086 220	790 086 062 with R 0.4
790 086 280	WH 12-ID-10° / from ID 50	790 086 217	790 086 060 with R 1.2
790 093 494	WH 10-ID-45°	790 086 220	790 093 040 with R 0.8
790 093 493	WH 10-ID-30°	790 086 220	790 093 040 with R 0.8
Tools for "outer processing"			
CODE	TOOL HOLDER	TORX SCREWS	FITTING MFWs
790 086 276	WH 10-AD-10°	790 086 220	790 086 062 with R 0.4

Areas of application of tool holders for U-seam

		BRB 4 Mast Ø 19 WZT Ø 68		BRB 4 Mast Ø 32 WZT Ø 68		BRB 4 Mast Ø 32 WZT Ø 120		REB 6 Mast Ø 40 WZT Ø 183	
Maximum inner diameter for 1mm lip strength									
Code	Designation	ID max. [mm]	ID min. [mm]	ID max. [mm]	ID min. [mm]	ID max. [mm]	ID min. [mm]	ID max. [mm]	ID min. [mm]
790 085 228	WH 5-U-20°	-	-	-	-	104	34	159	49
790 093 220	WH 30-U-10°	-	-	-	-	58	34	121	49
790 093 474	WH 30-U-14°	-	-	-	-	58	34	121	49
790 093 468	WH 30-V/U-15°	-	-	-	-	58	34	121	49
790 093 218	WH 30-U-20°	-	-	-	-	58	34	121	49
790 093 478	WH 30-U-25°	-	-	-	-	58	34	121	49
790 093 408	WH 30-U-7°	-	-	-	-	58	34	121	49
790 086 208	WH 12-U-10°	32	21	-	-	84	34	147	49
790 086 224	WH 12-U-20°	32	21	-	-	84	34	147	49
790 086 212	WH 12-U-25°	32	21	-	-	84	34	147	49

Areas of application of tool holders for pipe inner processing

Inside turning		BRB 4 Mast Ø 19 WZT Ø 68		BRB 4 Mast Ø 32 WZT Ø 68		BRB 4 Mast Ø 32 WZT Ø 120		REB 6 Mast Ø 40 WZT Ø 183	
Processable pipe inner diameter (0.5 mm safety distance to the mast)									
Code	Designation	ID max. [mm]	ID min. [mm]	ID max. [mm]	ID min. [mm]	ID max. [mm]	ID min. [mm]	ID max. [mm]	ID min. [mm]
790 093 400	WH 10-ID-5° / long	-	-	-	-	105	61	159	71
790 093 402	WH 10-ID-14°	-	-	-	-	105	61	159	71
790 093 406	WH 5-ID-14°	-	-	-	-	96	43	159	60
790 093 466	WH 10-ID-14° / 30 mm deep	-	-	-	-	105	61	159	78
790 086 218	WH 5-ID-45°	49	27	49	37	107	37	159	58
Areas of application of tool holders for pipe sheet processing									
790 086 275	WH 10-ID-80°	58	43	58	56	110	56	159	64

* For diameter 20mm: maximum chamfer width 4 - 5 mm

Abbreviations:

WH = Tool holder

WZT = Tool carrier/holder

Lip lengths for use of plane holders 790 092 202 / 790 093 202 or 790 086 210

Code	Designation (C)	MFW 12-V/1-2- R1.2 790 086 060	MFW 30-U-4- R2 790 093 035	MFW 30-U-4- R5 790 093 034
		Lip length (X1)		
790 093 218	WH 30-U-20°	-	1.4 mm	0 mm
790 093 220	WH 30-U-10°	-	2.5 mm	0.5 mm
790 093 408	WH 30-U-7°	-	3.8 mm	1.1 mm
790 093 474	WH 30-U-14°	-	2.3 mm	0 mm
790 093 478	WH 30-U-25°	-	1.1 mm	0 mm
790 086 208	WH 12-U-10°	1.5 mm	-	-
790 086 212	WH 12-U-25°	1.5 mm	-	-
790 086 224	WH 12-U-20°	1.5 mm	-	-

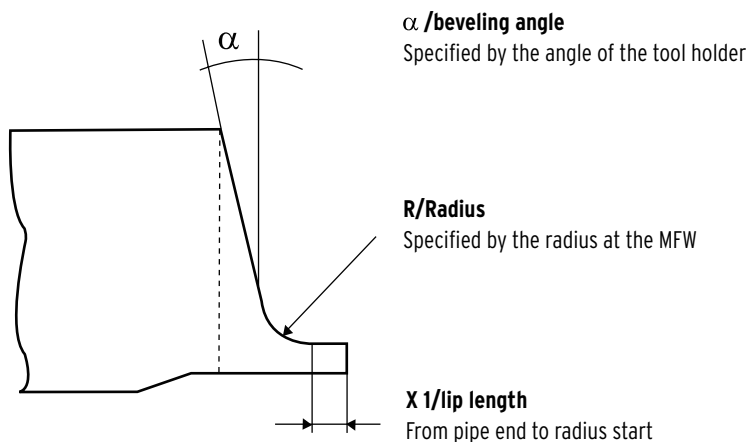
Lip lengths for use of plane holders 790 093 410 (adjustable)

Code	Designation (C)	MFW 12-V/1-2- R1.2 790 086 060	MFW 30-U-4- R2 790 093 035	MFW 30-U-4- R5 790 093 034
		Lip length (X1)		
790 093 408	WH 30-U-7°	-	1 - 7 mm	0 - 2.5 mm
790 093 220	WH 30-U-10°	-	0 - 6 mm	0 - 3 mm
790 093 474	WH 30-U-14°	-	0 - 6.5 mm	0 - 1 mm
790 093 218	WH 30-U-20°	-	0 - 5 mm	0 - 3.5 mm
790 093 478	WH 30-U-25°	-	0 - 5 mm	0 - 1 mm
790 086 208	WH 12-U-10°	0 - 5 mm	-	-
790 086 224	WH 12-U-20°	0 - 5 mm	-	-
790 086 212	WH 12-U-25°	0 - 5 mm	-	-


Abbreviations:

WH = Tool holder

WZT = Tool carrier/holder



Electrode processing technology



Orbital welding systems and accessories by Orbitalum Tools for high-purity process installations.



E.g. compact power source for mechanized TIG orbital welding with unique operating concept and a series of further technical features. In connection with an orbital weld head from ORBITALUM TOOLS the user receives an especially innovative as well economical welding system.

You can find more information about these and other products for orbital welding in our **"Orbital welding systems and accessories for high-purity process installations" catalog**


ESG Plus, ESG Plus²

Electrode grinders

The optimum solution for precise and quick working of weld electrodes.

For working, grinding and cutting weld electrodes which are used in the TIG welding machines.

High angular precision
through preset grinding
angle for all electrodes



High angular precision through preset grinding angle for all electrodes	✓
Light and rapid processing	✓
Optimum preparation for orbital or manual welding	✓
Grinding in the longitudinal direction for optimal arc ignition and high arc stability	✓
Guarantees a higher service life and ignition ease of the tungsten electrode	✓
Specially for small batch production directly on the building site	✓
Compact version, optimal resistance and perfect repeatability	✓
Functional design	✓
Precise cylindrical grinding	✓

The powerful hand-held electrode grinding units for grinding, squaring and cutting.

One unit - complete electrode machining:

- Grinding electrodes:
 - 4 different angles
 - 6 different electrode diameters
- Squaring an electrode tip
- Cutting electrodes

The devices are equipped with a high-quality, powerful drive in 230 or 110 Volt design. Machine and accessories are supplied in a robust transport case.

ADDITIONAL ADVANTAGES:

- Device for easy cutting of the electrodes (optional)
- External vacuum cleaners can be adapted easily
- Short machining times through the high grinding capacity
- Reduced work required without setup time

ADDITIONAL CHARACTERISTICS ESG PLUS²:

- Portable electrode grinders with 2 different grinding wheels. This way the electrode can be pre-sanded with the rough diamond grinding wheel without any effort and sharpened with the fine diamond grinding wheel.



Grinding electrodes: – 4 different angles, 6 different electrode diameters

Squaring an electrode tip

Cutting electrodes

Interchangeable, diamond grinding wheels coated on both sides for an optimum operational performance



SCOPE OF DELIVERY/AREA OF APPLICATION		ESG PLUS	ESG PLUS ²
Code	[230 V]	790 052 485 (15°/18°/22.5°/30°)	790 052 585 (15°/18°/22.5°/30°)
		790 052 545 (15°/30°/45°/60°)	790 052 546 (15°/30°/45°/60°)
	[110 V]	790 052 486 (15°/18°/22.5°/30°)	790 052 586 (15°/18°/22.5°/30°)
		790 052 645 (15°/30°/45°/60°)	790 052 646 (15°/30°/45°/60°)
Electrode grinder	PCS	1	1
transport case	PCS	1	1
Weld head for electrode Ø 1.0 - 1.6 - 2.0 - 2.4 - 3.2 - 4.0 mm (0.04" - 1/16" - 0.08" - 3/32" - 1/8" - 5/32")	PCS	1	2
Grinding angle: 15° - 18° - 22.5° - 30° or 15° - 30° - 45° - 60°			
Diamond grinding wheel fine (790 052 487)	PCS	-	1
Diamond grinding wheel medium (790 052 488)	PCS	1	-
Diamond grinding wheel rough (790 052 550)	PCS	-	1
Table mount	PCS	-	-
Tool to change the grinding wheel	PCS	1	1
Operating instructions and spare part list	set	1	1
TECHNICAL SPECIFICATIONS		ESG PLUS	ESG PLUS ²
Dimensions (with drive)	[mm]	Ø 65 x 350	Ø 65 x 350
	[inch]	Ø 2.56 x 13.78	Ø 2.56 x 13.78
Power	[W]	500	500
Duty cycle	[%]	100	100
Speed (idle speed)	[rpm]	30.000	30.000
Power cable (length)	[m]	3	3
	[inch]	118.1	118.1
Vibration level (EN 28662, part 1)	[m/s ²]	< 2.5	< 2.5
Noise pressure level at the workplace (during idling), approx.	[dB (A)]	83	83

Technical specifications are non-binding. They do not constitute any assurance of properties. We reserve the right to make changes.

ESG electrode grinders

ESG Plus, ESG Plus²

Properties, application area, technical specifications and delivery scope, see from page 58.



ESG Plus



ESG Plus²



Diamond grinding wheels



Cut to length device

ITEM	VERSION	GRINDING ANGLE [°]	CODE	MACHINE WEIGHT KG	SHIPPING WEIGHT KG
ESG Plus	230 V, 50/60 Hz EU	15/18/22.5/30	790 052 485	1.430	3.560
ESG Plus	110 V, 50/60 Hz EU/US	15/18/22.5/30	790 052 486	1.430	3.560
ESG Plus	230 V, 50/60 Hz EU	15/30/45/60	790 052 545	1.430	3.560
ESG Plus	110 V, 50/60 Hz EU/US	15/30/45/60	790 052 645	1.430	3.560
ESG Plus ²	230 V, 50/60 Hz EU	15/18/22.5/30	790 052 585	1.520	3.825
ESG Plus ²	110 V, 50/60 Hz EU/US	15/18/22.5/30	790 052 586	1.520	3.825
ESG Plus ²	230 V, 50/60 Hz EU	15/30/45/60	790 052 546	1.520	3.825
ESG Plus ²	110 V, 50/60 Hz EU/US	15/30/45/60	790 052 646	1.520	3.825

Diamond grinding wheels

Interchangeable, diamond grinding wheels coated on both sides for an optimum operational performance.

For 1.0 and 1.6 mm electrodes we recommend the fine grinding wheel grains.
For 2.0 mm and 2.4 mm electrodes an average grinding wheel grain is recommended and for 3.2 mm and 4.0 mm a rough grinding wheel grain.

ITEM	CAN BE USED WITH	GRAIN	WHEEL Ø		S		CODE	KG
			[MM]	[INCH]	[MM]	[INCH]		
Diamond grinding wheel	ESG 4	Standard	32.00	1.290	1.2	0.047	790 052 460	0.005
Diamond grinding wheel	ESG Plus, ESG Plus ²	Fine	33.50	1.319	2.2	0.087	790 052 487	0.010
Diamond grinding wheel	ESG Plus, ESG Plus ²	Medium	33.50	1.319	2.2	0.087	790 052 488	0.011
Diamond grinding wheel	ESG Plus, ESG Plus ²	Rough	33.50	1.319	2.2	0.087	790 052 550	0.011

Cut to length devices

For simple separating of the electrodes.

Can be used up to an electrode diameter of 2.4 mm (0.094").

ITEM	SETTING	CUTTING LENGTHS		CODE	KG
		[MM]	[INCH]		
Cut to length device	fix	12.0	0.472	790 052 513	0.030
		13.0	0.512		
		15.0	0.591		
		17.0	0.669		

Electrode holder

For processing smaller electrodes.

The electrode holder is delivered including 1 flexible collet.

ITEM	SETTING	ELECTRODE Ø		CODE	KG
		[MM]	[INCH]		
Electrode holder with collet	continuous	1.0 - 3.2	0.039 - 0.126	790 052 457	0.023
Spare collet	continuous	1.0 - 3.2	0.039 - 0.126	790 052 481	0.002



Electrode holder with collet



Spare collet

Wall, table, vise mount

For stationary use of the ESG Plus and ESG Plus².

Simple and rapid mounting to a wall, a table or a vise.

ITEM	CODE	KG
Wall, table, vise mount	790 052 483	0.102



Wall, table, vise mount

Dust protection

Easy to mount on the ESG grinding head.

With integrated mounting for extraction systems with Ø 31 mm (1.220").

To be used for electrodes containing thorium.

Country-specific regulations, standards and guidelines have to be observed.

ITEM	CODE	KG
Dust protection ESG Plus	790 052 496	0.170
Dust protection ESG Plus ²	790 052 596	0.220



Dust protection

Double-decker kit

Easy to mount for the ESG Plus. This mount allows simultaneous working with 2 different grinding wheels.

Including:

- 1 grinding head
- 1 diamond grinding wheel (rough)
- 1 cylinder-head screw with collar (M4x34)
- 1 shaft extension

ITEM	CAN BE USED WITH	GRINDING ANGLE [°]	CODE	KG
Double-decker kit	ESG Plus	15/18/22.5/30	790 052 490	0.160
Double-decker kit	ESG Plus	15/30/45/60	790 052 390	0.100



Double-decker kit



About Orbitalum

The best in the field of pipe cutting and beveling as well as orbital welding technology from a single source.

For more than 50 years installation manufacturers have been relying on the standard set by the market leader Orbitalum Tools in industrial pipe end preparation.

Orbitalum Tools GmbH (Singen, Germany) and E.H. Wachs (Lincolnshire, Illinois, USA) together form the "ITW Orbital Cutting & Welding" group (for short: ITW OCW), a business division of the US-American industrial group ITW.

Orbitalum Tools is a worldwide provider of complete solutions in industrial preproduction, installation and servicing of pipeline systems for everything from cutting pipes and preparing weld seams to orbital welding in process and plant engineering. E.H. Wachs with its high-quality, nearly indestructible, portable and user-friendly pipe processing machines for cutting and beveling, has established itself in many industries: in the oil and gas industry, the chemical industry and in pipeline and ship construction - in the preproduction, maintenance, repair and dismantling of installations.

ITW (Illinois Tool Works), with headquarters in Glenview, Illinois/US is a US-listed "Fortune 200" company and a manufacturer operating worldwide for special production, special plants as well as provider for related services. Organizationally ITW Orbital Cutting & Welding belongs to the ITW Welding Group which is among the world leading providers for welding units (e.g. MILLER ELECTRIC, HOBART BROTHERS).

With us as a partner you not only work with the industry leader for portable pipe processing machines and orbital welding systems, you also cooperate with ITW the global leader for demanding and future-oriented welding technologies.

The ITW Orbital Cutting & Welding Group stands for the best, most efficient technology in all aspects of orbital cutting and welding around the globe.

As ITW OCW we offer a nearly unique product availability, technical support worldwide as well as a sales network down to the local level.

A partnership with ITW OCW includes:

- Recognized top technology, competent contact partner
- Quick, comprehensive delivery service
- Reliable product service
- Large inventories on a local level
- Comprehensive OEM spare parts and special production
- Strategically optimized positioned sales locations, service and rental centers
- Excellent technicians trained and certified in the factory
- Practical training courses - at our location or yours
- Certified company

ITW Orbital Cutting & Welding banks on excellent product solutions from Orbitalum and E.H. WACHS company. In combination with excellent service and advisory service, ITW OCW is the primary supplier for machines and tools for cutting, beveling and welding - all from a single source.

Environment and disposal instructions



Disposal of electric devices

(as per RL 2012/19/EU)

Electrical and electronic devices marked with the symbol above may not be disposed of with household garbage as per EU directive. By actively using the offered return and collection systems, you are doing your part to reuse and recycle used electrical and electronic devices. Used electric and electronic devices contain parts which must be handled specially as per EU directives. Separate collection and selective treatment are the basis for environmentally responsible disposal and protection of human health. We will properly dispose of devices and machines from us purchased from August 13th, 2005 if they are sent to us postage-paid. In the case of used devices which may represent a risk to human health or safety due to contamination during use, we have the option of refusing return. The user is responsible for disposing of used devices purchased before August 13th, 2005. For this purpose, please contact a professional disposal company in your area.

Important note for Germany: Our devices and machines may not be disposed of at communal dumps, as they are only used in the commercial sector.



Return of accumulators

Some of our devices are operated with accumulators. Accumulators and batteries that are marked with the above symbol may not be disposed of with household garbage as per EU Directive 2006/66/EC. In the case of accumulators containing hazardous materials the chemical sign for the heavy metal contained is specified below the refuse bin:

Cd = Cadmium
Hg = Quicksilver
Pb = Lead

Applies for Germany: The end consumer is obliged to return defective or used batteries to the distributor or to the returning facilities set up to this purpose.

Orbitalum Tools GmbH offers global customers the best in the field of pipe cutting and beveling as well as orbital welding technology from a single source.



Orbitalum Tools GmbH
Josef-Schuetzler-Str. 17
78224 Singen
Germany

>> tools@orbitalum.com
>> www.orbitalum.com



Certified
Management System
according to ISO 9001:2015



Approved
Economic Operator
with AEO certification

worldwide | sales + service

NORTH AMERICA

USA

Orbitalum North America
Headquarters
281 Lies Rd E
Carol Stream, IL 60188
USA
Tel. +1 847 484 9100
24-Hour Emergency Response:
Tel. +1 847 484 9100

Northeast US
Orbitalum - New Jersey
1001 Lower Landing Road, Suite 208
Blackwood, New Jersey 08012
USA
Tel. +1 856 579 8747
24-Hour Emergency Response:
Mob. +1 609 414 21638

PACIFIC NORTHWEST US
Orbitalum - Oregon
2056 NE Alcock Drive, Suite 314
Hillsboro, Oregon 97124
USA
Tel. +1 503 941 9270
24-Hour Emergency Response:
Mob. +1 971 777 2603

Southeast US
Orbitalum - South Carolina
171 Johns Road, Unit A
Greer, South Carolina 29650
USA
Tel. +1 864 655 4771
24-Hour Emergency Response:
Mob. +1 470 806 6663

SOUTHWEST US
Orbitalum - Arizona
Customer Support Center
3106 W Thomas Road, Suite 1117
Phoenix, AZ 85017
USA
Tel. +1 602 540 0813
24-Hour Emergency Response:
Tel. +1 805 433 3270

SOUTHWEST US
Orbitalum - Arizona
Customer Support Center
3106 W Thomas Road, Suite 1117
Phoenix, AZ 85017
USA
Tel. +1 602 540 0813
24-Hour Emergency Response:
Tel. +1 805 433 3270

CANADA

Wachs Canada Ltd - East
Eastern Canada Sales,
Service & Rental Center
1250 Journey's End Circle, Unit 5
Newmarket, Ontario L3Y 0B9
Canada
Tel. +1 905 830 8888
Toll Free: 888 785 2000
24-Hour Emergency Response:
Mob. +1 647 278 0537

Wachs Canada Ltd - West
Western Canada Sales, Service & Rental Center
5411 82 Ave NW
Edmonton, Alberta T6B 2J6
Canada
Tel. +1 780 469 6402
Toll Free: 800 661 4235
24-Hour Emergency Response:
Mob. +1 847 537 8800

EUROPE

GERMANY

Orbitalum Tools GmbH
Josef-Schuetzler-Str. 17
78224 Singen
Germany
Tel. +49 (0) 77 31 - 792 0

ASIA

CHINA

Orbitalum Tools GmbH
189 Huayuan Road
Kunshan, Jiangsu Province
China
Mob. +86 (0) 183 5165 7838
Tel. +86 (0) 512 5016 7816

INDIA

ITW India Pvt. Ltd
Plot No. 28/22, D-2 Block
Near KSB Chowk
MIDC, Chinchwad
Pune - 411019
Maharashtra - India
Mob. +91 (0) 91 00 99 45 78



ITW OCN Corporate Locations

★ Sales Locations

© Orbitalum Tools GmbH | EN | 790 700 000 | Rev. 0425 | We reserve the right to make changes. Our general terms and conditions of business apply.



An ITW Company